

LINEDO

CONTINUOUS LINE LUMINAIRE SYSTEM

KEYWORD INDEX

Advantages	3
App	21
Application examples	32-47
BIM	48
Car showroom	41
Configurator	21
Continuous line luminaire modules	67-79
Electrical connection	59
Emergency lighting	17, 63, 76
Functional modules	62-65, 72-76
Housing profile	53
Hospitality	45
Industry	33
Installation accessories	61, 78
Installation system	61
Installation time	7
IoT	19
Light control	19
Light distributions	13, 54-57
Light output	55
Logistics	35
Module overview	50
Modules with spotlights	50, 74
Monitoring	19
Museum	47
Connectivity	19
Office	39
Optical system	55
Overview	2
Planning	21
Product overview	50, 67-79
Profiles	53
Public transport	43
Reference numbers	28-29, 66-79
Services	23
Shop	37
Technical advantages	49
Through-wiring	15, 58
Type of protection	11
UGR	55
Warranty	25

Photo credits

Fotostudio Krebs
Page: 34 (Picture 2)

Fotostudio Lippmann
Page: 36 (Picture 5)

Inaki Caperochipi Azpiazu
Page: 42 (Picture 4)

Jürg Knuchel
Page: 42 (Picture 1)

Linus Lintner
Page: 32 (Picture 1, 2, 3, 5), 34 (Picture 1, 3, 4, 5), 36 (Picture 1, 2, 3, 4), 38 (Picture 1, 2, 3, 4), 40, 42 (Picture 2, 3), 44 (Picture 1, 3, 4), 46 (Picture 1, 2, 3, 4)

Shutterstock
Page: 4, 6, 10, 12, 16, 18, 19, 22, 24, 25, 26, 30, 38 (Picture 5), 42 (Picture 5), 44 (Picture 5), 46 (Picture 5), 48

LINEDO

Technically a continuous line luminaire. Actually a revolution!

Thought through and made new: RZB's LINEDO represents a true revolution in linear LED lighting. In LINEDO, the mounting channel and continuous line luminaire form a single unit – and consequently a system that requires a lot less time and effort to install.

The benefits and areas of application, on the other hand, are maximised, since the clever plug-and-play module is also technologically superior: LED boards specially developed for the minimalistic aluminium extrusion profile; covers and optics precisely matched; through-wiring with up to 14-pole and IP 54 protection rating as standard: all these features make LINEDO outstandingly efficient, future-proof and flexible to use.

Uncompromising lighting quality and an aesthetically pleasing design which is far from typical for a continuous line system are both a logical consequence and its crowning glory. It means that LINEDO is finding favour in architecturally ambitious environments such as car museums and even religious buildings, as well as in industrial buildings and supermarkets.

Planning, configuring or scaling this high-flyer made in Germany is wonderfully simple and app-supported. Just a few key products can solve around 80 percent of all lighting tasks.

OVERVIEW

1	Components	
4	Standard lengths	598 mm · 1,163 mm · 2,291 mm · 4,547 mm · project specific solutions
1	Protection type	IP 54
3	Colours	project specific solutions
2	Type of mounting	
4	Optical systems	
7	Light distribution options	≤ 16 UGR · ≤ 19 UGR · ≤ 22 UGR · ...
5	Output levels	13 · 19 · 27 · 33 · 42 ,000 lm / 4.5 m
3	Colour temperatures	830 · 840 · 850 · project specific solutions CRI > 90
2	Switching types	on/off · DALI
3	Through-wirings	5 pole · 7 pole · 14 pole

ADVANTAGES

- **Ready-to install, stylish** single-component continuous line luminaire system
- **Made in Germany. Made in Bamberg.**
- **Ultra-fast installation** through Plug & Play modules
- **Over 30% weight-reduced extruded aluminum profile** with minimal dimensions
- High protection type **IP 54** as standard
- **5, 7- or 14-pole** through-wiring as standard
- **7 light distributions** and **5 performance levels** cover almost any lighting task in industry, shops, offices and public buildings
- Ideally suited for **office environments** (UGR ≤ 19 when using certain optics and luminous flux) in compliance with DIN EN 12464-1
- **Low flicker factor** (100 Hz) **< 1%**
- Luminous efficacy up to **180 lm/W**
- Numerous **functional modules**, e.g. spotlights, emergency lighting, sensors...
- Up to **10 years warranty**
- LED rated life **80,000 h** (L_{CLO}) DALI/CLO controlled - High planning reliability thanks to constant light output throughout the entire service life
- **IoT ready** – control and monitoring via DALI-2 Standard (on request)
- The **LINEDO App** allows project planning with just a few steps
- Suitable for ambient temperatures from **-25 up to +50°C** (DALI/CLO up to 40°C)

1

component

I have started a revolution!

Do seperate profiles, LED inserts and end caps cause chaos at your construction site? It's time to stop wasting time fiddling and messing around.

LINEDO offers you a finished LED continuous line system:

unpack it, hang it and get on with your life.

¡Viva la revolución!

Simply revolutionary:

LINEDO modules and the tool-free installation system

One third of the distance with the manlift!

LINEDO

1. Start from working platform: Set the fixing points

2. Move on: Mount the LINEDO modules, connect them and turn on the power

Conventional continuous line systems systems

1. Start from working platform: Set the fixing points

2. Move on: Hook up the mounting rails, connect

3. Continue: Insert luminaire modules and seals if necessary, turn on the power ...

-50%

installation time

I save time and effort!

LINEDO puts you on the right track.

While others are still putting the individual parts together, you have overtaken them as you speed along in the fast lane!

The environmentally-friendly, Styrofoam-free cardboard tube packaging ensures quick access to LINEDO – even in tight working spaces.

The 4.5 m module in combination with only a few necessary suspension points gives you the additional boost for covering long distances.

Save up to 50% installation time!
On your marks, set, go!

Less waste,
less time: the clever cardboard tube packaging can be opened up – and disposed of – in no time at all



5

items

solve 80% of all tasks

LINEDO offers products for almost any lighting application imaginable.

With LINEDO planning your continuous line system is a child's play. Your shopping list is usually only 5 items.

Our LINEDO app, or the configurator on our website will easily select the required items and so will this brochure.

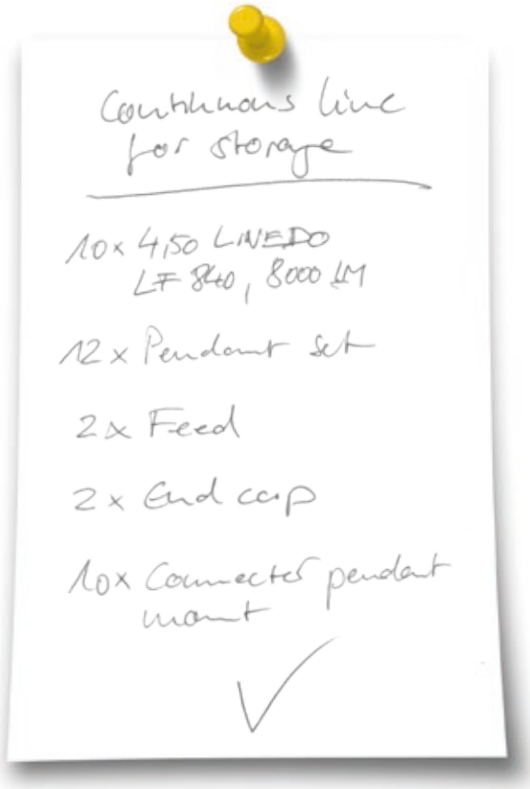

IP 54

IP54

is standard

I offer high protection!

I'm the handy bouncer!

Stopping dust, moisture or both unwanted intruders at the same time: LINEDO is only available in one protection rating – a high one.

This means it is completely safe and suitable in all situations.

The area of application ranges from frosty -25°C to hot +50°C ambient temperature.

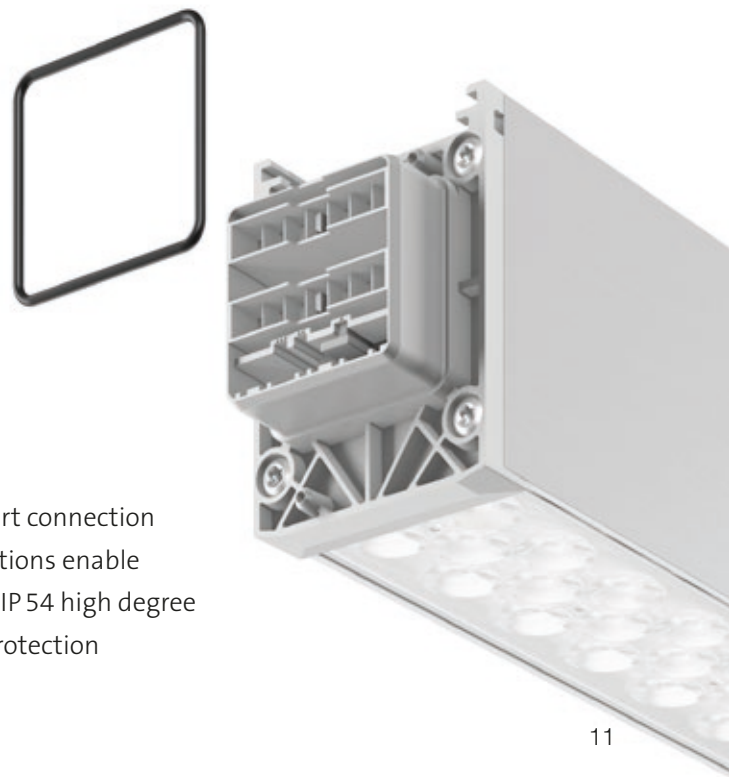

Smart connection solutions enable the IP 54 high degree of protection

≤ 16 UGR

≤ 19 UGR

≤ 22 UGR

...

7 light distributions

I can do both: narrow or wide!

Whether you prefer narrow, wide, asymmetrical or diffuse – in combination with the desired lumen output levels – LINEDO offers you the right lighting characteristics and performance to suit your design.

Various models with blank modules, spotlight inserts, emergency luminaires etc. also increase the sheer infinite number of possible applications.





14

-pole

You can reach me on all channels

Equipped with up to 14-pole through-wiring as standard, LINEDO enables sustainable installations with DALI control, emergency luminaire monitoring and integrated communication lines. And with LINEDO's connector system (patent pending) it can be connected quickly and securely.

Unfortunately you don't get to see all those pretty cables!



1/3/8

hours

I take care of your safety!

From the outset, integration of emergency lighting and functions was one of the focal points in the development of LINEDO.

Escape route identification and lighting with single battery or central power supply as well as connection to a wide range of monitoring systems, are easy to implement with this continuous line system.

We are happy to supply you with perfectly suited central or group battery systems.

EASY+IP

The dream team: LINEDO gets along extremely well with the EASY+IP LPS system – the scalable group battery system from RZB.

IoTready

01011

light control

I’m in the clouds

without a pilot’s license: LINEDO gains even more momentum through smart controls.

From easy dimming to wireless operation / configuration to connecting to building management systems: RZB has just the right controls and light management systems to suit your needs.

This means you are able to maintain an overview and stay one step ahead of things.

Full steam ahead!

Convenient navigation:

Through its connection with the RZB lighting management system and intelligent sensor technology, your LINEDO enables you to check performance data and efficiency via monitoring function.

LINEDO APP

RZB
LIGHTING
LINEDO
Revolution
LINEDO
Konfigurator starten

3 steps

you need to plan!

The RZB LINEDO app makes it easy for you to plan your LINEDO continuous line system on your smartphone or tablet.

Enter your room dimensions and technical lighting requirements and the app automatically calculates the required trunking modules, including the mounting material needed.

In a way, planning done with some kind of „finger tipps“.

START PLAYING!

It’s free in the AppStore and on GooglePlay

Download on the App Store

GET IT ON Google Play

Made in Germany

100%

full service

Always at your service!

You want the best possible lighting. Nothing more and nothing less.

So that you don’t need a degree in lighting, engineering and business administration, we have done it for you.

Take advantage of our services. We advise, plan individually, monitor and finance your lighting system. We will as well program and commission the lighting on site.

The RZB Premium Service is your support partner before, during and after system installation.

Made in Germany

10

year warranty

Yes, I do!

LINEDO is intelligently designed and manufactured from high-quality components.
And: Error free installation is a given!

We offer a warranty of up to 10 years and a 36-month on-site exchange service on this level quality.

Like tying the knot for better or for worse!

For more information on the 10-year warranty on LINEDO continuous line system, please contact our LINEDO hotline at +49 951 7909 139 or visit www.rzb-lighting.com

Design factor

I’m much more attractive than the others!

You have decided to use a continuous line system for lighting, but do you consider good design important as well?
Until now this poses a dilemma – classic continuous line systems usually have the aesthetics of a three-stage rocket from the fluorescent era.

LINEDO brings style to each and every project in the world of trunk lighting with its elegant shape defined by its slim aluminum profile.

Boring trunk lighting design is a thing of the past!



You can practice here!

01	02	03	04	05	06	07	08	09	10	11	12	13	14	15	16	17	18
9	5					.				.				.		0	

01	02	03	04	05	06	07	08	09	10	11	12	13	14	15	16	17	18
9	5					.				.				.		0	

01	02	03	04	05	06	07	08	09	10	11	12	13	14	15	16	17	18
9	5					.				.				.		0	

Quick and easy!

We don’t want to bombard you with reference numbers. Nevertheless, we have to find a way to codify our multitude of variations.
So let‘s do this differently! Just tell us what you want: Simply replace the digits of the example number given below, with the codes of your choice.

01	02	03	04	05	06	07	08	09
9	5	4	5	9	0	.	8	4

Length profile

06 = 1 unit (598 mm)
12 = 2 units (1,163 mm)
23 = 4 units (2,291 mm)
45 = 8 units (4,547 mm) ✔

Optics

Lens

30 = 30° symmetrical
60 = 60° symmetrical
90 = 90° symmetrical ✔
AS = single asymmetrical
AD = double asymmetrical

Opal diffuser

OF = opal flat
OH = opal high

Light colour

83 = Light colour 830
84 = Light colour 840 ✔
85 = Light colour 850

8 variables

10	11	12	13	14	15	16	17	18
0	.	7	7	6	.	5	0	3

Profile colour

anodised:

0 = aluminium ✔

powder-coated:

2 = white
3 = black

Number of poles

5 = 5-pole
7 = 7-pole ✔
4 = 14-pole

Dimmability

00 = none
76 = DALI ✔

Module arrangement

0 = continuous LED
5 = 50% blank module ✔
7 = 75% blank module

Output levels [lm/1 unit]

00 = 1,700
01 = 2,450
02 = 3,400
03 = 4,100 ✔
04 = 5,200

possibilities

I’m infinitely versatile!

A trunk light in the office?

No way!

Well, actually, it’s great! Thanks to its elegant design and the classy anodised aluminum profile, LINEDO is virtually predestined for applications where a trunk light was previously unimaginable.

Also in museums, offices and hotels the LINEDO continuous line system can be very attractive and useful.

Any unusual requirements?

In addtion to silver anodised, black and white, LINEDO can be customised individually according to your project needs as well.



Industry

Thanks to high uniformity and economical installation, a continuous line system is preferred choice for industrial halls. LINEDO offers the right module for almost any visual task with its seven light distribution options and five wattage levels. The high IP 54 degree of protection ensures long-term low-maintenance operation.

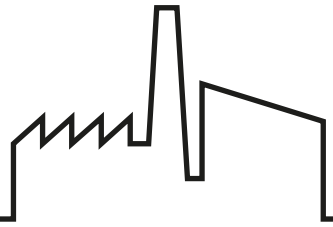

Industrial hall project sheet

Production area lighting

Requirements:

Mounting height:	7 m
Hall/area size:	22 x 46 m
Ēm:	> 300 lx
Uo:	> 0.60

Solution:

LINEDO

Module length:	8 units
Optics:	Lens 60° symmetrical
Light colour:	850
Profile colour:	aluminium
Wiring:	5-pole
Dimmability:	no
Module arrangement:	50% blank module
Luminous flux:	3,350 lm/1 unit

Parts required:

Luminaire modules:	954560.850.500.502
Final module:	951260.850.500.002
End caps:	982699.009
Power feeds:	982678.000
Suspension kits:	982664.000
Connectors:	982680.000

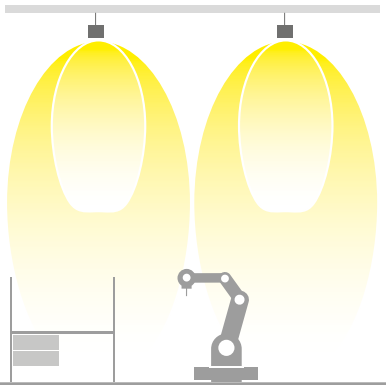

A quick reference:

01	02	03	04	05	06	07	08	09	10	11	12	13	14	15	16	17	18
9	5	4	5	6	0	.	8	5	0	.	5	0	0	.	5	0	2

You will find an explanation of the LINEDO reference number system on page 28

18
19
20
21

Logistics

Warehouses are ideally suited for lighting with continuous line systems: Long, narrow aisles require illumination from often very high points.
This is no problem for LINEDO's various optics and power levels. The long service life and high protection class reduce maintenance to a minimum.
The first cost-savings comes from LINEDO's ultra-fast installation.

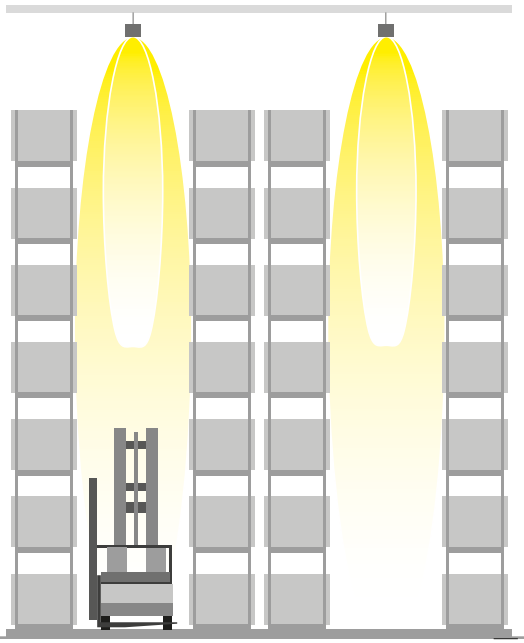

Warehouse project sheet

Lighting the driving routes and shelves

Requirements:

Mounting height:	21 m
Hall/area size:	123 x 24 m
Ēm:	> 150 lx

Solution:

LINEDO

Module length:	8 units
Optics:	Lens 30° symmetrical
Light colour:	840
Profile colour:	aluminium
Wiring:	7-pole
Dimmability:	DALI
Module arrangement:	50% blank module
Luminous flux:	5,200 lm/1 unit

Parts required:

Luminaire modules:	954530.840.776.504
Final module:	951230.840.776.004
End caps:	982699.009
Power feeds:	982678.000
Suspension kits:	982664.000
Connectors:	982680.000

A quick reference:

01	02	03	04	05	06	07	08	09	10	11	12	13	14	15	16	17	18
9	5	4	5	3	0	.	8	4	0	.	7	7	6	.	5	0	4

You will find an explanation of the LINEDO reference number system on page 28

PREMIUMWARE

Milch
Vom Fisch
Schätze der Natur

Shops

Especially for presenting merchandise in aisles a continuous line system is the first choice. Single and double asymmetrical LINEDO lighting lines provide uniform illumination of the shelves. Power rails and spotlight modules offer a wide range of possibilities for showcasing lighting in the vegetables & fruit section and also where promotions are being offered.

Supermarket project sheet

Lighting the aisles and action areas

Requirements:

Mounting height:	3.6 m
Floor width:	2.0 m
Ēm:	> 500-750 lx in the shelves

Solution:

LINEDO	
Module length:	8 units and 2 units
Optics:	Lens double asymmetrical + spotlight modules 33° 4800 lm
Light colour:	830, spotlights 930
Profile colour:	white
Wiring:	7-pole
Dimmability:	DALI
Module arrangement:	100% light
Luminous flux:	3,000 lm/1 unit

Parts required:

Luminaire modules:	9545AD.832.776.002
	9545AS.832.776.002
Spotlight modules:	950633.932.400.200
End caps:	982699.009
Power feeds:	982678.000
Ceiling adapter:	982666.000



A quick reference:

01	02	03	04	05	06	07	08	09	10	11	12	13	14	15	16	17	18
9	5	4	5	A	D	.	8	3	2	.	7	7	6	.	0	0	2

You will find an explanation of the LINEDO reference number system on page 28

Offices

In group and open-space offices, LINEDO can be used to create attractive and at the same time economic lines of LED lighting – taking into account the requirements of computer workstations (BAPs) in accordance with DIN EN 12464-1.



Open-plan office project sheet

Lighting the office work stations

Requirements:

Mounting height:	2.8 m
Room size:	11 x 6 m
Ēm:	> 500(-750) lx
Uo:	> 0.60

Solution:

LINEDO

Module length:	8 units and 2 units
Optics:	Lens 60° symmetrical
Light colour:	840
Profile colour:	aluminium
Wiring:	7-pole
Dimmability:	DALI
Module arrangement:	50% blank module
Luminous flux:	2,450 lm/1 unit

Parts required:

Modules:	954560.840.776.501
Final module:	951260.840.776.001
End caps:	982699.009
Power feeds:	982678.000
Suspension kits:	982663.000
Connectors:	982680.000

A quick reference:

01	02	03	04	05	06	07	08	09	10	11	12	13	14	15	16	17	18
9	5	4	5	6	0	.	8	4	0	.	7	7	6	.	5	0	1

You will find an explanation of the LINEDO reference number system on page 28

BENTLEY
BENTLEY

Car showroom

Traditionally, LED trunk lighting has served well in workshops. Thanks to its discrete design and elegant surface finish, LINEDO continuous line system finally makes its debut and can venture into the showroom to show off its capabilities.



Car showroom project sheet

Showroom lighting

Requirements:

Mounting height:	6 m
Room size:	18 x 14 m
Ēm:	> 500-750 lx

Solution:

LINEDO	
Module length:	8 units
Optics:	Lens 90° symmetrical
Light colour:	840
Profile colour:	white
Wiring:	7-pole
Dimmability:	DALI
Module arrangement:	100% light
Luminous flux:	1,700 lm/1 unit

Parts required:

Modules:	954590.842.776.000
End caps:	982699.009
Power feeds:	982678.002
Ceiling adapter:	982580.010

A quick reference:

01	02	03	04	05	06	07	08	09	10	11	12	13	14	15	16	17	18
9	5	4	5	9	0	.	8	4	2	.	7	7	6	.	0	0	0

You will find an explanation of the LINEDO reference number system on page 28

Public transport

Airports and train stations are the daily transportation hubs for many people. Good lighting not only promotes safety, but also guides passengers along the thoroughfares. LINEDO's linear structure proves to be an excellent signpost here. When compared to a single luminaire installation, LINEDO is superior when it comes to uniformity and economic efficiency.

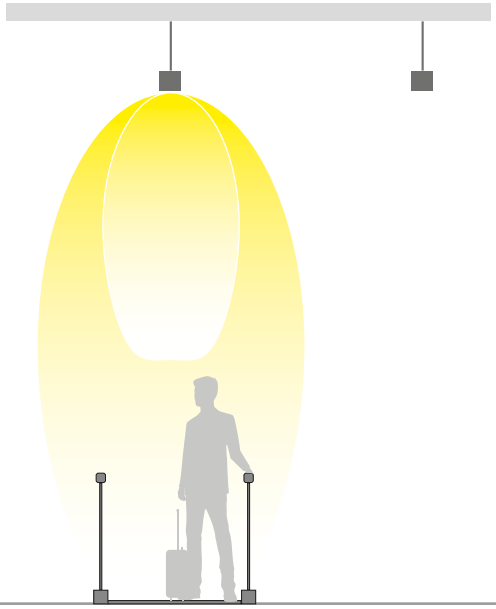

Airport project sheet

Lighting the moving walkways

Requirements:

Mounting height:	3.5 m
Hall/area size:	100 x 6 m
Ēm:	> 150-200 lx
Uo:	> 0.40

Solution:

LINEDO

Module length:	8 units
Optics:	Lens 90° symmetrical
Light colour:	840
Profile colour:	aluminium
Wiring:	7-pole
Dimmability:	DALI
Module arrangement:	50% blank module
Luminous flux:	1,700 lm/1 unit

Parts required:

Luminaire modules:	954590.840.776.500
Final module:	951290.840.776.000
End caps:	982699.009
Power feeds:	982678.000
Suspension kits:	982663.000
Connectors:	982680.000

A quick reference:

01	02	03	04	05	06	07	08	09	10	11	12	13	14	15	16	17	18
9	5	4	5	9	0	.	8	4	0	.	7	7	6	.	5	0	0

You will find an explanation of the LINEDO reference number system on page 28

Hotelli Merinäköala
★ ★ ★ ★
Reception

Hospitality

There are many different functional zones in a hotel – with equally different lighting requirements. Here, LINEDO scores with its flexibility. With energy-saving, sensor-controlled continuous line system in the corridors as well as areas with higher lighting standards where visual tasks are more demanding.



Hotel corridor project sheet

Lighting the hallways and reception area

Requirements:

Mounting height:	3 m
Hall/area size:	4 x 14 m
Ēm floor:	> 150 lx
Ēm reception:	> 500 lx
Uo:	> 0.40

Solution:

LINEDO

Module length:	8 units
Optics:	opal flat
Light colour:	830
Profile colour:	black
Wiring:	14-pole
Dimmability:	DALI
Module arrangement:	100% light
Luminous flux corr.:	1,450 lm/1 unit
Luminous flux recpt.:	2,850 lm/1 unit

Parts required:

Modules corridor:	9545OF.833.476.000
Modules reception:	9545OF.833.476.002
End caps:	982699.003
Power feeds:	982678.003
Suspension kits:	982663.000
Connectors:	982680.000

A quick reference:

01	02	03	04	05	06	07	08	09	10	11	12	13	14	15	16	17	18
9	5	4	5	O	F	.	8	3	3	.	4	7	6	.	0	0	0

You will find an explanation of the LINEDO reference number system on page 28

Museums

The appropriate lighting in a museum depends on numerous factors, including the spatial conditions, the exhibits and the exhibition concept.
Here, linear structures are particularly suitable for illuminating surfaces and thoroughfares.

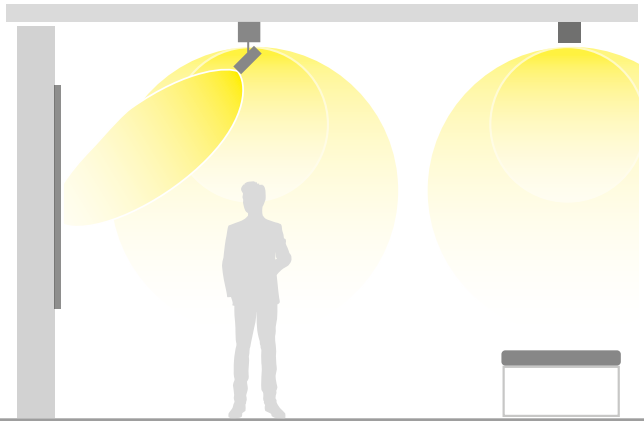

Museum project sheet

Lighting the museum lobby

Requirements:

Mounting height:	4 m
Hall/area size:	24 x 12 m
Ēm:	> 150 lx for traffic routes
Uo:	> 0.40

Solution:

LINEDO	
Module length:	8 units + LINEDO conductor rail with Deecos Mini spotlights
Optics:	Opal flat
Light colour:	840
Profile colour:	white
Wiring:	7-pole
Dimmability:	DALI
Module arrangement:	100% light
Luminous flux:	1,500 lm / 1 unit

Parts required:

Modules:	9545OF.842.776.000
Conductor rail:	Custom-made
End caps:	982699.009
Power feeds:	982678.002
Ceiling adapter:	982580.010

A quick reference:

01	02	03	04	05	06	07	08	09	10	11	12	13	14	15	16	17	18
9	5	4	5	O	F	.	8	4	2	.	7	7	6	.	0	0	0

You will find an explanation of the LINEDO reference number system on page 28

Luminaires with limited surface temperature in accordance with DIN EN 60598-2-24 for use in environments in which a deposit of conductive dust on the luminaire can be expected.

LED lifetime 80,000 h (L_{CLO}) CLO controlled; for constant light output over the entire lifetime.

IoT-ready - control and monitoring via DALI-2 standard (on request)

LINEDO is BIM-ready
The relevant Revit files are available on our website.

Converter compatible with DC voltage – suitable for central emergency power supply

Made in Germany. Made in Bamberg.
Full service and up to 10 years warranty

Technical advantages

A revolutionary concept requires pioneering technology. LINEDO has all the features you would expect from a modern continuous line system – and much, much more!

Module with Deecos Mini spotlights

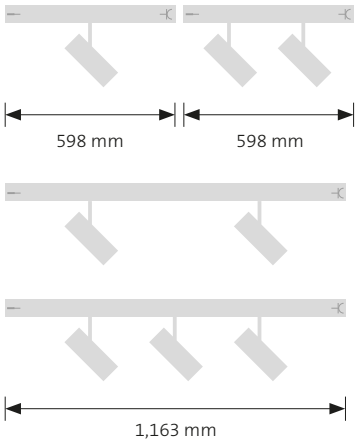

Module with 3-circuit track

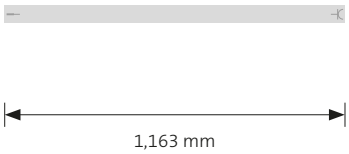

Module with Light Case highbay

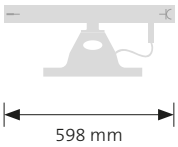

Module with escape route identification moveable

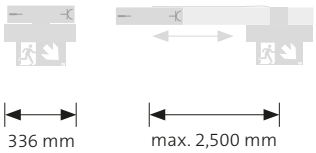

Power feed start | middle | universal

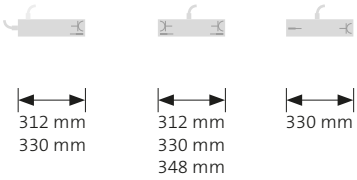

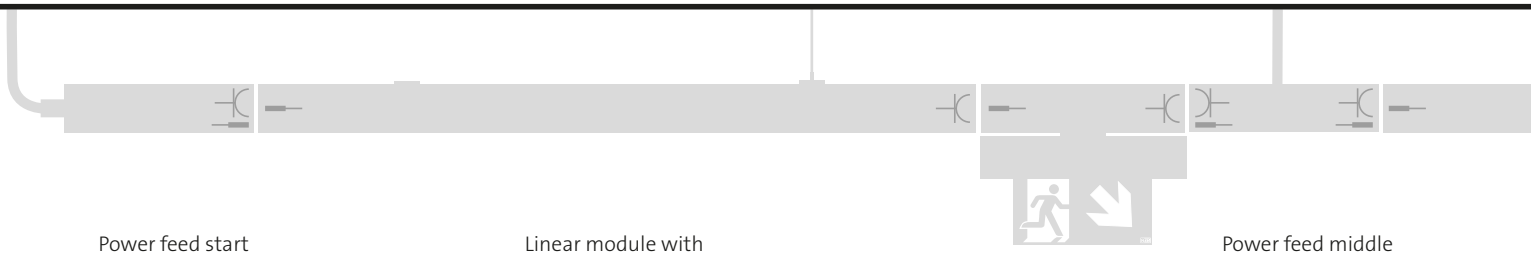

Power feed start with socket or plug

Linear module with ceiling mounting or pendant suspension

Emergency lighting

Power feed middle with plugs or sockets

Overview of sizes for LINEDO versions

1 unit

LED 100%

Blank 100%

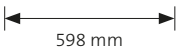

2 units

LED 100%

Blank 100%

4 units

LED 100%

Blank 100%

LED 50% - Blank 50%

LED 25% - Blank 75%



= socket

= plug

Module overview

Although it is a complete continuous line luminaire, LINEDO is still extremely flexible. In addition to standard and special modules, all combinations of lens optics and blank covers are possible thanks to the versatility of the 580 mm module grid length.

Module with escape route illumination

moveable

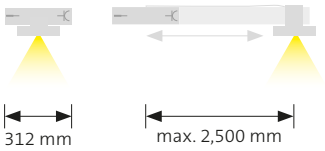

Presence sensor module

fixed moveable

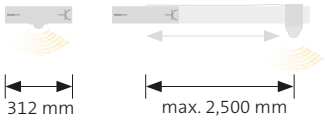

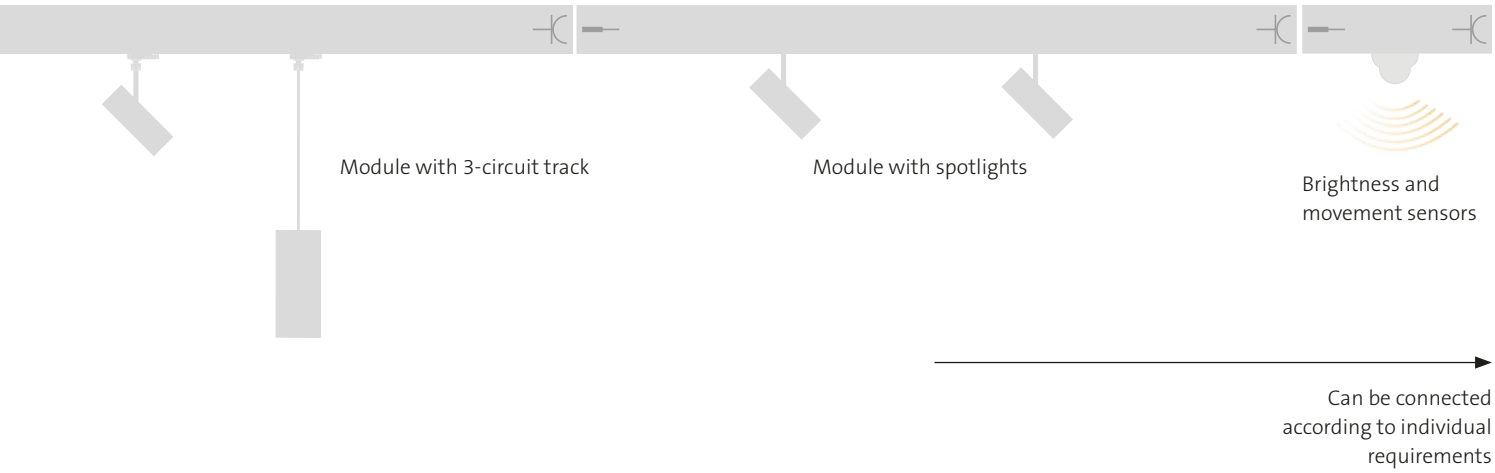

Dimensions in combination



Power feed start
312 mm

Light module / blank module

1 unit	580 mm
2 units	1,145 mm
4 units	2,273 mm
8 units	4,529 mm

n units ...

18 mm

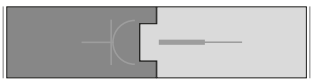

The 18-mm difference between the length in combination and that of the module alone comes from the plug and socket

8 units

LED 100%

LED 50% - Blank 50%

LED 25% - Blank 75%

Clean, sealed, sustainable, patent-pending: LINEDO lens optics are connected reversibly with the LED boards and fit perfectly without any further sealing. They can be connected to the neighbouring lens, to the LINEDO plug or to a blank cover.



Housing profile

The LINEDO housing concept is based on an aluminium extrusion profile with fully integrated components.

4 standard lengths, each with 5 performance levels
1 unit: 598 mm | Total light output: 1,450 - 5,200 lm
2 units: 1,163 mm | Total light output: 2,850 - 10,400 lm
4 units: 2,291 mm | Total light output: 5,700 - 20,900 lm
8 units: 4,547 mm | Total light output: 11,400 - 41,700 lm
Special lengths are available on request

1 length for special modules (power feed, light management, emergency lighting and shop)

Seamless transition from lens optics to blank covers



PHOTOMETRICS

- Luminous efficacy up to 180 lm/W
- LED luminous flux up to 42,000 lm / 4.5 m
- Colour temperature 3,000 K, 4,000 K and 5,000 K
- Colour rendering index Ra > 80
- 7 light distribution options
- LED rated life 80,000 h (L_{CLO}) DALI/CLO controlled; For a constant light output throughout the entire lifetime of the LEDs
- Good colour consistency within 3-steps MacAdam (3 SDCM)

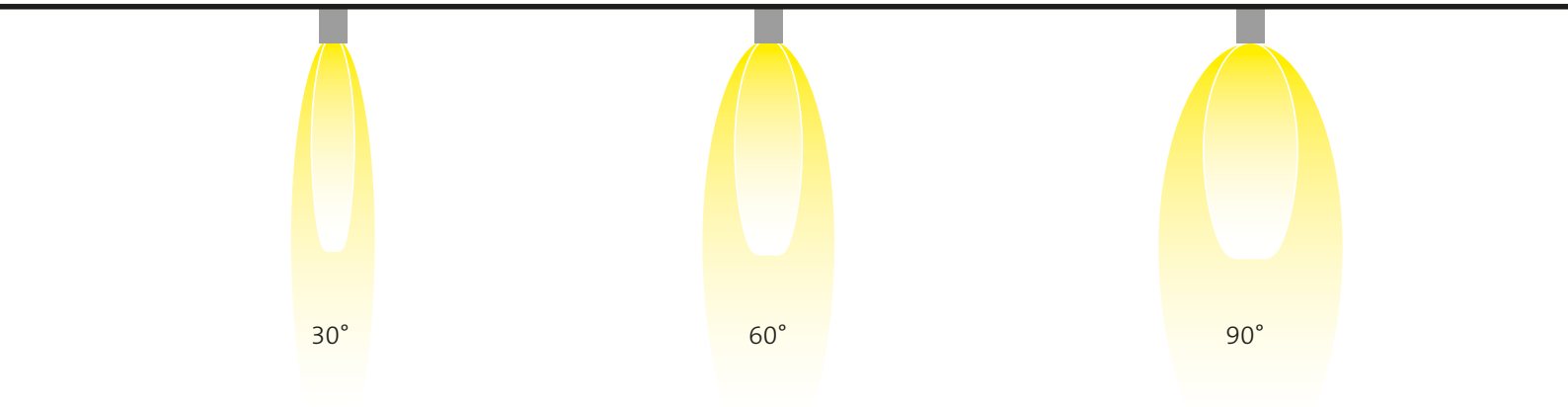

Lens optics for symmetrical light distribution

Optical system

7 different light distributions cover just about any requirement. Special microstructures in the specially developed lens optics reduce the yellow seam to an absolute minimum.

Ideally suited to office environments
(UGR ≤ 19 when using certain configurations of optics and luminous flux) in compliance with DIN EN 12464-1

Beam angle 30° | 60°

UGR ≤ 19

LINEDO Output levels	Beam angle in °	Luminous flux in lm/unit (598 mm)	UGR (4H8H) ≤ = 19 DIN EN 12464-1
95XX90.XXX.XXX.000	90	1700	20,1
95XX90.XXX.XXX.001	90	2450	21,4
95XX90.XXX.XXX.002	90	3400	22,5
95XX90.XXX.XXX.003	90	4100	23,2
95XX90.XXX.XXX.004	90	5200	24,0
95XX60.XXX.XXX.000	60	1650	17,1
95XX60.XXX.XXX.001	60	2450	18,5
95XX60.XXX.XXX.002	60	3350	19,6
95XX60.XXX.XXX.003	60	4050	20,2
95XX60.XXX.XXX.004	60	5100	21,0
95XX30.XXX.XXX.000	30	1700	15,1
95XX30.XXX.XXX.001	30	2500	16,4
95XX30.XXX.XXX.002	30	3400	17,5
95XX30.XXX.XXX.003	30	4100	18,1
95XX30.XXX.XXX.004	30	5200	18,9

You can easily simulate the light distribution of the singly asymmetrical standard modules AS with your left hand: with your thumb pointing from the plug to the socket of the module, your index finger points in the direction of the light emission, and your middle finger indicates the light distribution.

To obtain the opposite light distribution, the module must be turned around with respect to the installation direction and the power feed adjusted.

Check? Left-hand rule! ;-)



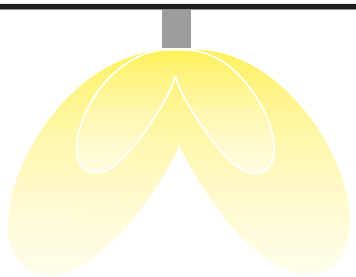

Lens optics for asymmetrical and double asymmetrical light distribution

Optical system



Flush-mounted opal diffuser
for uniform light distribution



High opal diffuser for wider uniform
light distribution with increased
proportion of indirect light

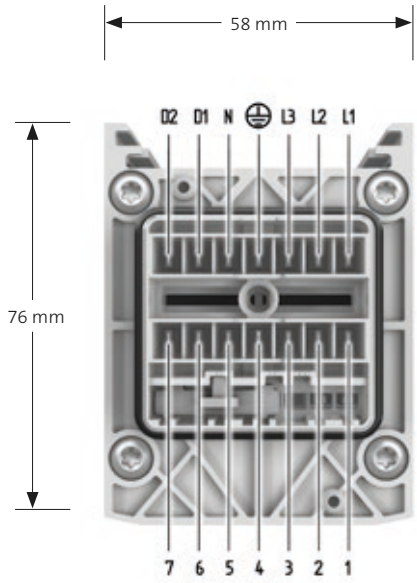

Terminal configuration/through-wiring		5-pole	7-pole	14-pole
L1	Phase 1	2.5 mm²	2.5 mm²	2.5 mm²
L2	Phase 2	2.5 mm²	2.5 mm²	2.5 mm²
L3	Phase 3	2.5 mm²	2.5 mm²	2.5 mm²
PE	Protective conductor	2.5 mm²	2.5 mm²	2.5 mm²
N	Neutral conductor	2.5 mm²	2.5 mm²	2.5 mm²
D1	DALI DA	-	1.5 mm²	1.5 mm²
D2	DALI DA	-	1.5 mm²	1.5 mm²
1	Emergency circuit 1	-	-	1.5 mm²
2	Emergency circuit 1	-	-	1.5 mm²
3	Control or switched signal	-	-	1.5 mm²
4	Control or switched signal *	-	-	1.5 mm²
5	Control or switched signal	-	-	1.5 mm²
6	Emergency circuit 2	-	-	1.5 mm²
7	Emergency circuit 2	-	-	1.5 mm²

* leading contact for special applications

Each LINEDO module has a LINEDO plug at one end and the corresponding socket at the other end.
Suitable end caps are available for a clean finish at the end of the continuous line luminaire.



Electrical connection

Future-proof thanks to the LINEDO plug system with up to 14-pole configuration for secure and rapid connection and through-wiring of individual modules.

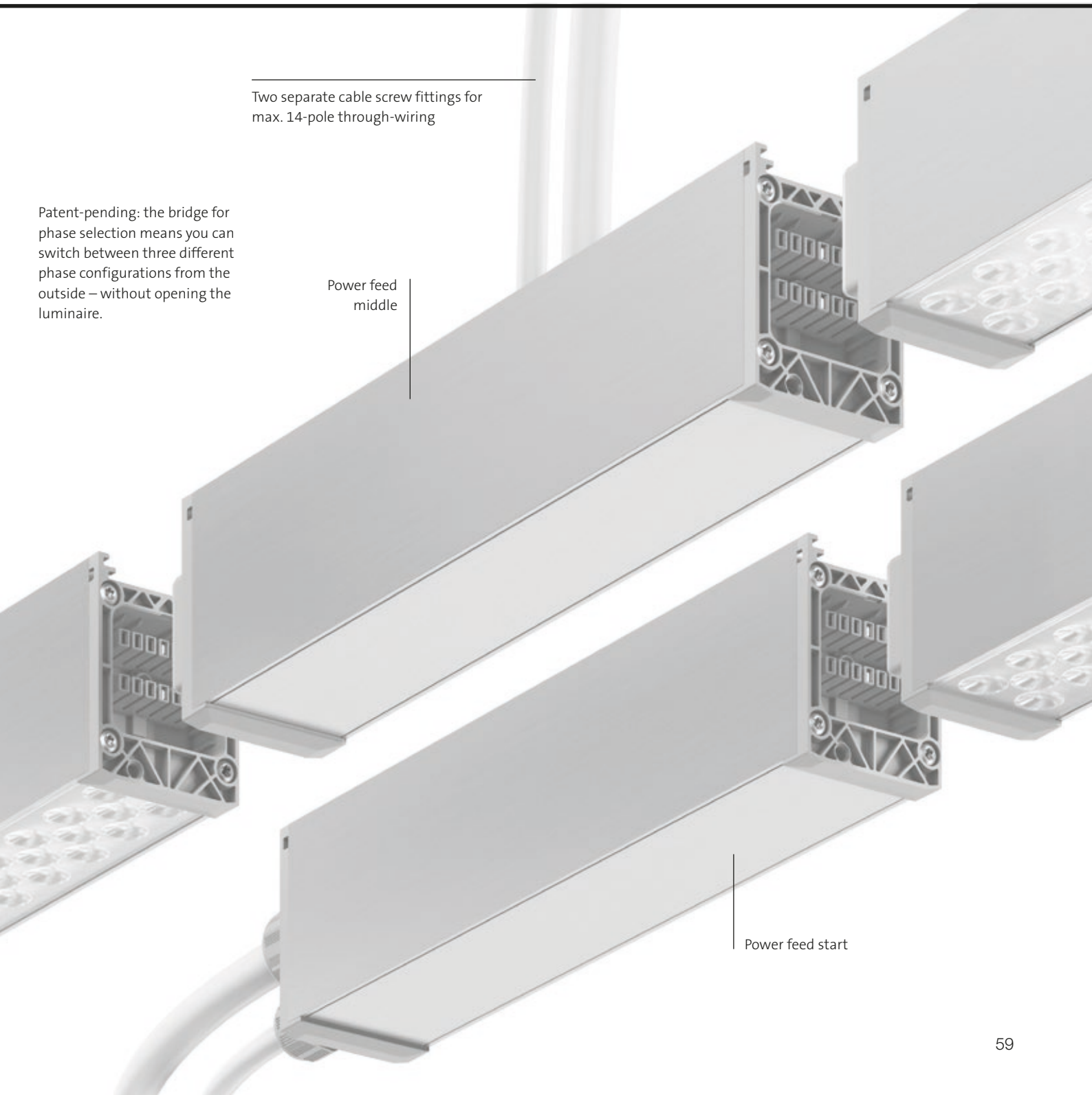

Required suspension points

For 8 unit lengths max. every 4.5 m

For 4 unit lengths max. every 2.27 m

For linear connection of shorter units, increase the number of attachments as required.

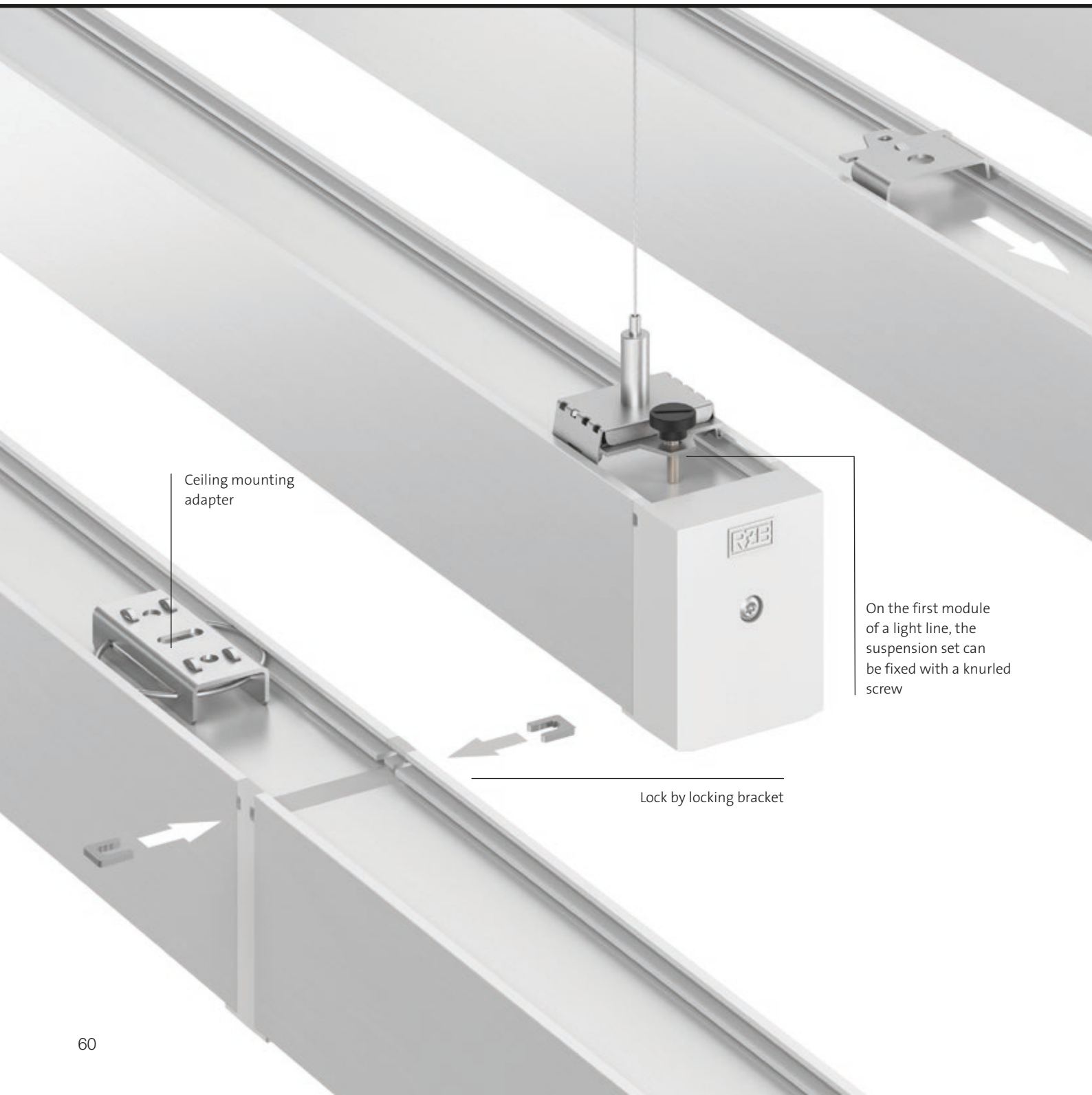

Installation system

The patent-pending connection system allows rapid installation. Since LINEDO is complete and ready to go, there is no need for separate installation of mounting tracks and inserts.

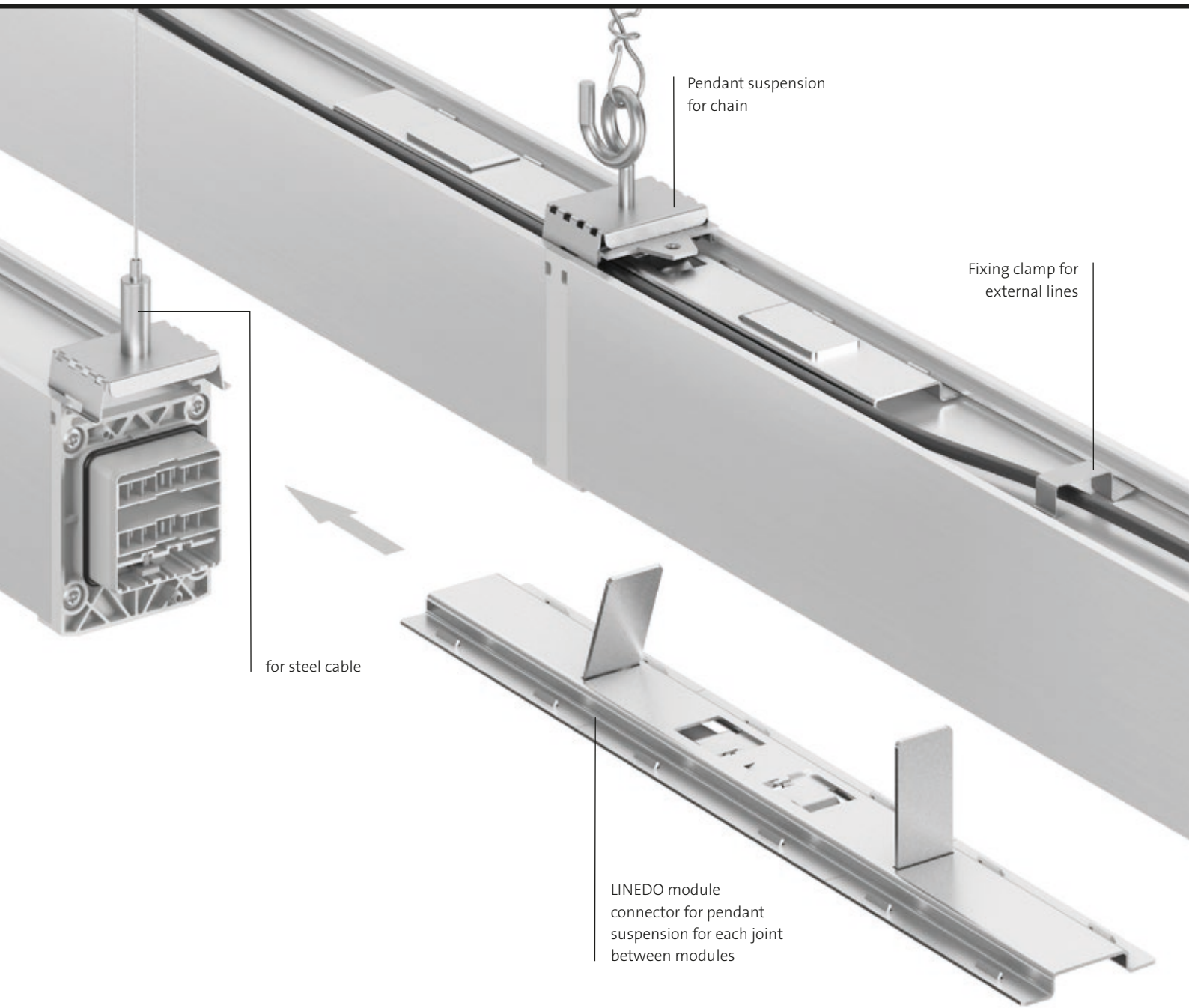

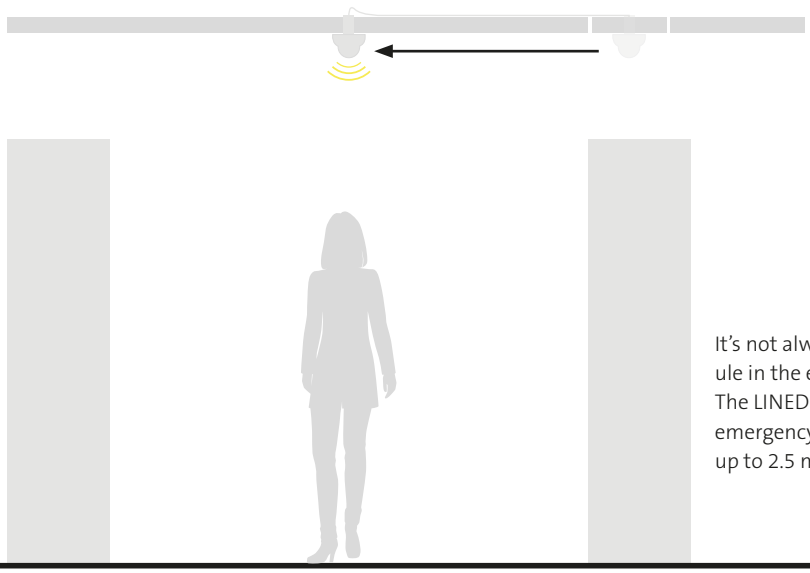

It's not always possible to plan a functional module in the exact spot where it's needed.
The LINEDO module with moveable sensors or emergency luminaires allows you to slide them up to 2.5 metres along the profile.

We always have the right sensor module, no matter where or how LINEDO is used:
Movable sensors with 2.5 m connecting cable: ceiling heights between 4 m and 16 m with IP 20 to IP 54

In order to achieve a high level of flexibility, the connection module for emergency lighting can be connected to luminaires for escape route marking and illumination via a pluggable 2.5 m cable. This means that the luminaires can be fixed to the continuous line system where they are really needed, more or less independently of the power supply.

Functional modules

Need to integrate escape route illumination and marking, as well as light and presence sensors? LINEDO offers various options – either fixed in place or sliding along the profile.

Escape route identifiation with 2.5 m power cord can be positioned individually along the LINEDO system profile and rotated by 90°.

Module with Deecos Mini spotlights

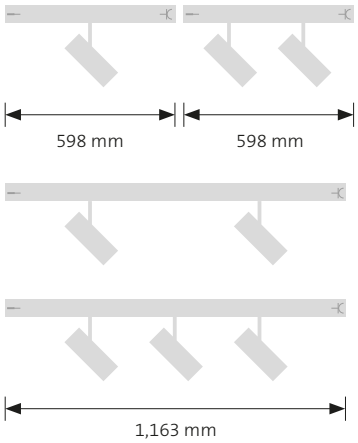

Module with 3-circuit track

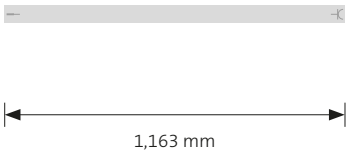

Module with Light Case highbay

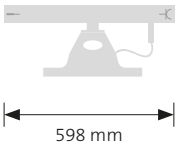

Modules with integrated 3-circuit tracks or with 3-circuit DALI tracks for flexible installation of projectors, pendant luminaires and accessories.

Functional modules

The integration of other luminaire types is possible with LINEDO by adding functional modules with projectors, highbays or 3-circuit tracks.

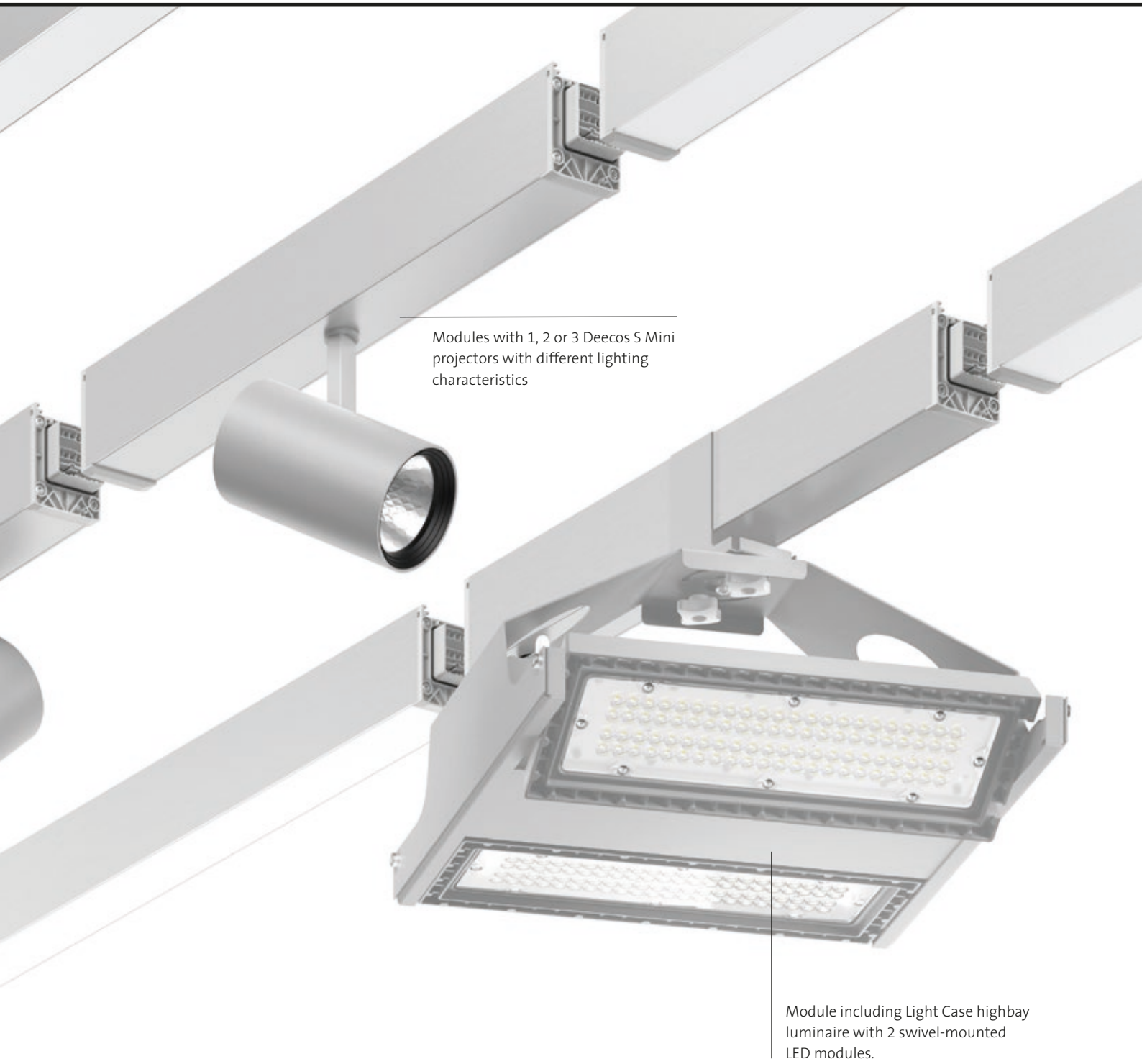

LINEDO

Product overview

01	02	03	04	05	06	07	08	09	10	11	12	13	14	15	16	17	18
9	5			A	B/C	.	D		X	.				.		E	F

Length profile
06 = 1 unit (598 mm)
12 = 2 units (1,163 mm)
23 = 4 units (2,291 mm)
45 = 8 units (4,547 mm)

Optics
Lens
Code A
30 = 30° symmetrical
60 = 60° symmetrical
90 = 90° symmetrical
AS = single asymmetrical
AD = double asymmetrical
Opal diffuser
Code B (page 69)
OF = opal flat (flash mounted)
Code C (page 71)
OH = opal high

Light colour
Code D
83 = Light colour 830
84 = Light colour 840
85 = Light colour 850

Profile colour
Code X
anodised:
0 = aluminium
powder-coated:
2 = white
3 = black

Number of poles
5 = 5-pole
7 = 7-pole
4 = 14-pole

Dimmability
00 = none
76 = DALI

Module arrangement
0 = continuous LED
5 = 50% blank module
7 = 75% blank module

Output levels [lm/1 unit]
Code E
00 = 1,700
01 = 2,450
02 = 3,400
03 = 4,100
Code F
04 = 5,200

Quick and easy references!

Here you can find all reference numbers for the LINEDO continuous line system in a coded system. Have your quick reference number ready and use the diagram shown to get the relevant abbreviated number and the right price.

Example:

01	02	03	04	05	06	07	08	09	10	11	12	13	14	15	16	17	18
9	5	1	2	A		.	D		X	.	5	0	0	.	0	E	

=

9	5	1	2	3	0	.	8	3	2	.	5	0	0	.	0	0	0
9	5	1	2	9	0	.	8	4	3	.	5	0	0	.	0	0	1
9	5	1	2	A	S	.	8	5	0	.	5	0	0	.	0	0	2
9	5	1	2	A	D	.	8	3	3	.	5	0	0	.	0	0	1

... as well as 131 other versions. Simply replace the dummy character with the coding of the configuration you require. In the coded system, the given numerical values cannot be changed. **In this example**, combinations with the optical system B (OF) or C (OH) and performance level F (04) are not possible.

Continuous line luminaire | LINEDO

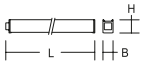

Type of Protection: IP 54
Protection Class: I
Impact Protection: IK03
Operating range: -25°C up to +50°C

Rapid-installation complete module for universal use as a continuous line luminaire. System profile made of aluminium extrusion profile, powder-coated (white, black) or anodised. High-efficiency LED units with optimum light control thanks to clear plastic (PC) lens optics.

Simple, tool-free installation of system profiles using separate accessories for cable, chain or ceiling suspension. Tool-free connection and mechanical connectors to secure. Phase can be set via patended bridge without opening the luminaire.

Please order supply module, connection and mounting accessories separately.

Reference number	Dimensions	Optic (A)	Light colour (D)	Number of poles	dimm-able	Module arrangement	Output levels
LINEDO Continuous line luminaire module with lens optic							**Price Category 21**
1 unit - length L 598 mm, length built in 580 mm							
9506A.DX.500.0E	L 598, B 58, H 76	30/60/90/AS/AD	83/84/85	5	on/off	LED 100%	E
9506A.DX.500.0F	L 598, B 58, H 76	30/60/90/AS/AD	83/84/85	5	on/off	LED 100%	F
9506A.DX.776.0E	L 598, B 58, H 76	30/60/90/AS/AD	83/84/85	7	DALI	LED 100%	E
9506A.DX.776.0F	L 598, B 58, H 76	30/60/90/AS/AD	83/84/85	7	DALI	LED 100%	F
9506A.DX.400.0E	L 598, B 58, H 76	30/60/90/AS/AD	83/84/85	14	on/off	LED 100%	E
9506A.DX.400.0F	L 598, B 58, H 76	30/60/90/AS/AD	83/84/85	14	on/off	LED 100%	F
9506A.DX.476.0E	L 598, B 58, H 76	30/60/90/AS/AD	83/84/85	14	DALI	LED 100%	E
9506A.DX.476.0F	L 598, B 58, H 76	30/60/90/AS/AD	83/84/85	14	DALI	LED 100%	F
2 units - length L 1163 mm, length built in 1145 mm							
9512A.DX.500.0E	L 1163, B 58, H 76	30/60/90/AS/AD	83/84/85	5	on/off	LED 100%	E
9512A.DX.500.0F	L 1163, B 58, H 76	30/60/90/AS/AD	83/84/85	5	on/off	LED 100%	F
9512A.DX.776.0E	L 1163, B 58, H 76	30/60/90/AS/AD	83/84/85	7	DALI	LED 100%	E
9512A.DX.776.0F	L 1163, B 58, H 76	30/60/90/AS/AD	83/84/85	7	DALI	LED 100%	F
9512A.DX.400.0E	L 1163, B 58, H 76	30/60/90/AS/AD	83/84/85	14	on/off	LED 100%	E
9512A.DX.400.0F	L 1163, B 58, H 76	30/60/90/AS/AD	83/84/85	14	on/off	LED 100%	F
9512A.DX.476.0E	L 1163, B 58, H 76	30/60/90/AS/AD	83/84/85	14	DALI	LED 100%	E
9512A.DX.476.0F	L 1163, B 58, H 76	30/60/90/AS/AD	83/84/85	14	DALI	LED 100%	F
4 units - length L 2291 mm, length built in 2273 mm							
9523A.DX.500.0E	L 2291, B 58, H 76	30/60/90/AS/AD	83/84/85	5	on/off	LED 100%	E
9523A.DX.500.0F	L 2291, B 58, H 76	30/60/90/AS/AD	83/84/85	5	on/off	LED 100%	F
9523A.DX.776.0E	L 2291, B 58, H 76	30/60/90/AS/AD	83/84/85	7	DALI	LED 100%	E
9523A.DX.776.0F	L 2291, B 58, H 76	30/60/90/AS/AD	83/84/85	7	DALI	LED 100%	F
9523A.DX.400.0E	L 2291, B 58, H 76	30/60/90/AS/AD	83/84/85	14	on/off	LED 100%	E
9523A.DX.400.0F	L 2291, B 58, H 76	30/60/90/AS/AD	83/84/85	14	on/off	LED 100%	F
9523A.DX.476.0E	L 2291, B 58, H 76	30/60/90/AS/AD	83/84/85	14	DALI	LED 100%	E
9523A.DX.476.0F	L 2291, B 58, H 76	30/60/90/AS/AD	83/84/85	14	DALI	LED 100%	F
8 units - length L 4547 mm, length built in 4529 mm							
9545A.DX.500.0E	L 4547, B 58, H 76	30/60/90/AS/AD	83/84/85	5	on/off	LED 100%	E
9545A.DX.500.0F	L 4547, B 58, H 76	30/60/90/AS/AD	83/84/85	5	on/off	LED 100%	F
9545A.DX.776.0E	L 4547, B 58, H 76	30/60/90/AS/AD	83/84/85	7	DALI	LED 100%	E
9545A.DX.776.0F	L 4547, B 58, H 76	30/60/90/AS/AD	83/84/85	7	DALI	LED 100%	F
9545A.DX.400.0E	L 4547, B 58, H 76	30/60/90/AS/AD	83/84/85	14	on/off	LED 100%	E
9545A.DX.400.0F	L 4547, B 58, H 76	30/60/90/AS/AD	83/84/85	14	on/off	LED 100%	F
9545A.DX.476.0E	L 4547, B 58, H 76	30/60/90/AS/AD	83/84/85	14	DALI	LED 100%	E
9545A.DX.476.0F	L 4547, B 58, H 76	30/60/90/AS/AD	83/84/85	14	DALI	LED 100%	F

Coding key

A - Optic / Lens

30 = 30° symmetrical
60 = 60° symmetrical
90 = 90° symmetrical
AS = single asymmetrical
AD = double asymmetrical

D - Light colour

83 = 830
84 = 840
85 = 850

X - Profile colour

0 = anodised
2 = white powder-coated

additional costs black colour +15%
3 = black powder-coated

E - Output levels *

00 = 1,700 lm / 1 unit
01 = 2,450 lm / 1 unit
02 = 3,400 lm / 1 unit
03 = 4,100 lm / 1 unit

F - Output levels *

04 = 5,200 lm / 1 unit

* The values indicated for luminous flux are for the lens optics 90° symmetrical

1 unit

LED 100%

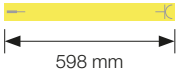

2 units

LED 100%

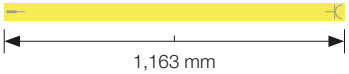

4 units

LED 100%

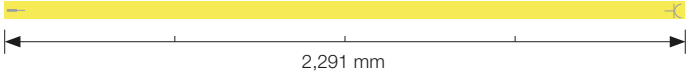

8 units

LED 100%

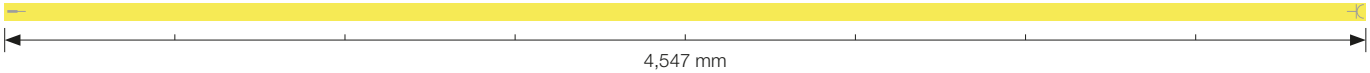

LINEDO

Product overview | Continuous line luminaire module with blank units

Continuous line luminaire | LINEDO

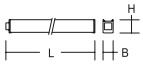

Type of Protection: IP 54
Protection Class: I
Impact Protection: IK03
Operating range: -25°C up to +50°C

Rapid-installation complete module for universal use as a continuous line luminaire. System profile made of aluminium extrusion profile, powder-coated (white, black) or anodised. High-efficiency LED units with optimum light control thanks to clear plastic (PC) lens optics. Blank units with cover made of aluminium, surface like system profile.

Simple, tool-free installation of system profiles using separate accessories for cable, chain or ceiling suspension. Tool-free connection and mechanical connectors to secure. Phase can be set via patended bridge without opening the luminaire.

Please order supply module, connection and mounting accessories separately.

Coding key

A - Optic / Lens

30 = 30° symmetrical
60 = 60° symmetrical
90 = 90° symmetrical
AS = single asymmetrical
AD = double asymmetrical

D - Light colour

83 = 830
84 = 840
85 = 850

X - Profile colour

0 = anodised
2 = white powder-coated

additional costs black colour +15%
3 = black powder-coated

E - Output levels*

00 = 1,700 lm / 1 unit
01 = 2,450 lm / 1 unit
02 = 3,400 lm / 1 unit
03 = 4,100 lm / 1 unit

F - Output levels*

04 = 5,200 lm / 1 unit

* The values indicated for luminous flux are for the lens optics 90° symmetrical

Reference number	Dimensions	Optic (A)	Light colour (D)	Number of poles	dimm-able	Module arrangement	Output levels
LINEDO Continuous line luminaire module with 50% blank units							**Price Category 21**
4 units - length L 2291 mm, length built in 2273 mm							
9523A.DX.500.5E	L 2291, B 58, H 76	30/60/90/AS/AD	83/84/85	5	on/off	blank 50%	E
9523A.DX.500.5F	L 2291, B 58, H 76	30/60/90/AS/AD	83/84/85	5	on/off	blank 50%	F
9523A.DX.776.5E	L 2291, B 58, H 76	30/60/90/AS/AD	83/84/85	7	DALI	blank 50%	E
9523A.DX.776.5F	L 2291, B 58, H 76	30/60/90/AS/AD	83/84/85	7	DALI	blank 50%	F
9523A.DX.400.5E	L 2291, B 58, H 76	30/60/90/AS/AD	83/84/85	14	on/off	blank 50%	E
9523A.DX.400.5F	L 2291, B 58, H 76	30/60/90/AS/AD	83/84/85	14	on/off	blank 50%	F
9523A.DX.476.5E	L 2291, B 58, H 76	30/60/90/AS/AD	83/84/85	14	DALI	blank 50%	E
9523A.DX.476.5F	L 2291, B 58, H 76	30/60/90/AS/AD	83/84/85	14	DALI	blank 50%	F
8 units - length L 4547 mm, length built in 4529 mm							
9545A.DX.500.5E	L 4547, B 58, H 76	30/60/90/AS/AD	83/84/85	5	on/off	blank 50%	E
9545A.DX.500.5F	L 4547, B 58, H 76	30/60/90/AS/AD	83/84/85	5	on/off	blank 50%	F
9545A.DX.776.5E	L 4547, B 58, H 76	30/60/90/AS/AD	83/84/85	7	DALI	blank 50%	E
9545A.DX.776.5F	L 4547, B 58, H 76	30/60/90/AS/AD	83/84/85	7	DALI	blank 50%	F
9545A.DX.400.5E	L 4547, B 58, H 76	30/60/90/AS/AD	83/84/85	14	on/off	blank 50%	E
9545A.DX.400.5F	L 4547, B 58, H 76	30/60/90/AS/AD	83/84/85	14	on/off	blank 50%	F
9545A.DX.476.5E	L 4547, B 58, H 76	30/60/90/AS/AD	83/84/85	14	DALI	blank 50%	E
9545A.DX.476.5F	L 4547, B 58, H 76	30/60/90/AS/AD	83/84/85	14	DALI	blank 50%	F

LINEDO Continuous line luminaire module with 75% blank units							**Price Category 21**
4 units - length L 2291 mm, length built in 2273 mm							
9523A.DX.500.7F	L 2291, B 58, H 76	30/60/90/AS/AD	83/84/85	5	on/off	blank 75%	F
9523A.DX.776.7F	L 2291, B 58, H 76	30/60/90/AS/AD	83/84/85	7	DALI	blank 75%	F
9523A.DX.400.7F	L 2291, B 58, H 76	30/60/90/AS/AD	83/84/85	14	on/off	blank 75%	F
9523A.DX.476.7F	L 2291, B 58, H 76	30/60/90/AS/AD	83/84/85	14	DALI	blank 75%	F
8 units - length L 4547 mm, length built in 4529 mm							
9545A.DX.500.7F	L 4547, B 58, H 76	30/60/90/AS/AD	83/84/85	5	on/off	blank 75%	F
9545A.DX.776.7F	L 4547, B 58, H 76	30/60/90/AS/AD	83/84/85	7	DALI	blank 75%	F
9545A.DX.400.7F	L 4547, B 58, H 76	30/60/90/AS/AD	83/84/85	14	on/off	blank 75%	F
9545A.DX.476.7F	L 4547, B 58, H 76	30/60/90/AS/AD	83/84/85	14	DALI	blank 75%	F

4 units

LED 50% - blank 50%

LED 25% - blank 75%

2,291 mm

8 units

LED 50% - blank 50%

LED 25% - blank 75%

4,547 mm

Specifications subject to alteration | Further information and additional versions can be found on our website at www.rzb-lighting.com
The values indicated for power and luminous flux are rated values and each refer to 1 LED unit (length 598 mm).

Continuous line luminaire | LINEDO

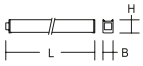

Type of Protection: IP 54
Protection Class: I
Impact Protection: IK03
Operating range: -25°C - 50°C

Rapid-installation complete module for universal use as a continuous line luminaire. System profile made of aluminium extrusion profile, powder-coated (white, black) or anodised. High-efficiency LED units with flush-mounted opal diffuser made of non-yellowing PMMA.

Simple, tool-free installation of system profiles using separate accessories for cable, chain or ceiling suspension. Tool-free connection and mechanical connectors to secure. Phase can be set via patended bridge without opening the luminaire.

Please order supply module, connection and mounting accessories separately.

Diffuser opal flat (OF)

Reference number	Dimensions	Optic (B)	Light colour (D)	Number of poles	dimm-able	Module arrangement	Output levels
LINEDO Continuous line luminaire module with diffuser opal (flush-mounted)							**Price Category 21**
1 unit - length L 598 mm, length built in 580 mm							
9506B.DX.500.0E	L 598, B 58, H 76	OF	83/84/85	5	on/off	LED 100%	E
9506B.DX.500.0F	L 598, B 58, H 76	OF	83/84/85	5	on/off	LED 100%	F
9506B.DX.776.0E	L 598, B 58, H 76	OF	83/84/85	7	DALI	LED 100%	E
9506B.DX.776.0F	L 598, B 58, H 76	OF	83/84/85	7	DALI	LED 100%	F
9506B.DX.400.0E	L 598, B 58, H 76	OF	83/84/85	14	on/off	LED 100%	E
9506B.DX.400.0F	L 598, B 58, H 76	OF	83/84/85	14	on/off	LED 100%	F
9506B.DX.476.0E	L 598, B 58, H 76	OF	83/84/85	14	DALI	LED 100%	E
9506B.DX.476.0F	L 598, B 58, H 76	OF	83/84/85	14	DALI	LED 100%	F
2 units - length L 1163 mm, length built in 1145 mm							
9512B.DX.500.0E	L 1163, B 58, H 76	OF	83/84/85	5	on/off	LED 100%	E
9512B.DX.500.0F	L 1163, B 58, H 76	OF	83/84/85	5	on/off	LED 100%	F
9512B.DX.776.0E	L 1163, B 58, H 76	OF	83/84/85	7	DALI	LED 100%	E
9512B.DX.776.0F	L 1163, B 58, H 76	OF	83/84/85	7	DALI	LED 100%	F
9512B.DX.400.0E	L 1163, B 58, H 76	OF	83/84/85	14	on/off	LED 100%	E
9512B.DX.400.0F	L 1163, B 58, H 76	OF	83/84/85	14	on/off	LED 100%	F
9512B.DX.476.0E	L 1163, B 58, H 76	OF	83/84/85	14	DALI	LED 100%	E
9512B.DX.476.0F	L 1163, B 58, H 76	OF	83/84/85	14	DALI	LED 100%	F
4 units - length L 2291 mm, length built in 2273 mm							
9523B.DX.500.0E	L 2291, B 58, H 76	OF	83/84/85	5	on/off	LED 100%	E
9523B.DX.500.0F	L 2291, B 58, H 76	OF	83/84/85	5	on/off	LED 100%	F
9523B.DX.776.0E	L 2291, B 58, H 76	OF	83/84/85	7	DALI	LED 100%	E
9523B.DX.776.0F	L 2291, B 58, H 76	OF	83/84/85	7	DALI	LED 100%	F
9523B.DX.400.0E	L 2291, B 58, H 76	OF	83/84/85	14	on/off	LED 100%	E
9523B.DX.400.0F	L 2291, B 58, H 76	OF	83/84/85	14	on/off	LED 100%	F
9523B.DX.476.0E	L 2291, B 58, H 76	OF	83/84/85	14	DALI	LED 100%	E
9523B.DX.476.0F	L 2291, B 58, H 76	OF	83/84/85	14	DALI	LED 100%	F
8 units - length L 4547 mm, length built in 4529 mm							
9545B.DX.500.0E	L 4547, B 58, H 76	OF	83/84/85	5	on/off	LED 100%	E
9545B.DX.500.0F	L 4547, B 58, H 76	OF	83/84/85	5	on/off	LED 100%	F
9545B.DX.776.0E	L 4547, B 58, H 76	OF	83/84/85	7	DALI	LED 100%	E
9545B.DX.776.0F	L 4547, B 58, H 76	OF	83/84/85	7	DALI	LED 100%	F
9545B.DX.400.0E	L 4547, B 58, H 76	OF	83/84/85	14	on/off	LED 100%	E
9545B.DX.400.0F	L 4547, B 58, H 76	OF	83/84/85	14	on/off	LED 100%	F
9545B.DX.476.0E	L 4547, B 58, H 76	OF	83/84/85	14	DALI	LED 100%	E
9545B.DX.476.0F	L 4547, B 58, H 76	OF	83/84/85	14	DALI	LED 100%	F

Coding key

B - Optic / Diffuser opal
OF = opal flat

D - Light colour
83 = 830
84 = 840
85 = 850

X - Profile colour
0 = anodised
2 = white powder-coated

additional costs black colour +15%
3 = black powder-coated

E - Output levels
00 = 1,500 lm / 1 unit
01 = 2,200 lm / 1 unit
02 = 3,000 lm / 1 unit
03* = 3,600 lm / 1 unit

F - Output levels
04** = 4,550 lm / 1 unit

* Operating range: -25°C - 40°C
** Operating range: -25°C - 35°C

1 unit

LED 100%

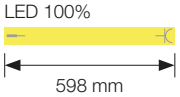

2 units

LED 100%

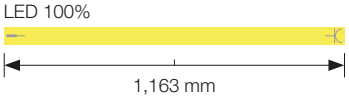

4 units

LED 100%

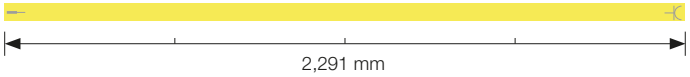

8 units

LED 100%

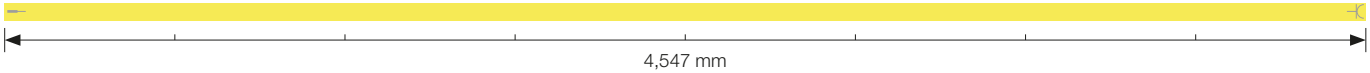

LINEDO

Product overview | Blank module

Continuous line luminaire | LINEDO

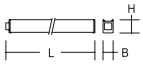

Type of Protection: IP 54
Protection Class: I
Impact Protection: IK07
Operating range: -25°C up to +50°C

Rapid-installation complete module for universal use as a continuous line luminaire. System profile made of aluminium extrusion profile, powder-coated (white, black) or anodised. Cover made of aluminium, surface like system profile.

Simple, tool-free installation of system profiles using separate accessories for cable, chain or ceiling suspension. Tool-free connection and mechanical connectors to secure. Phase can be set via patended bridge without opening the luminaire.

Please order supply module, connection and mounting accessories separately.

Coding key

X - Profile colour
0 = anodised
2 = white powder-coated

additional costs black colour +15%
3 = black powder-coated

Reference number	Dimensions	Number of poles	Module arrangement	
LINEDO Continuous line luminaire module - blank module				**Price Category 21**
1 unit - length L 598 mm, length built in 580 mm				
950600.00X.500.900	L 598, B 58, H 76	5	blank 100%	
950600.00X.700.900	L 598, B 58, H 76	7	blank 100%	
950600.00X.400.900	L 598, B 58, H 76	14	blank 100%	
2 units - length L 1163 mm, length built in 1145 mm				
951200.00X.500.900	L 1163, B 58, H 76	5	blank 100%	
951200.00X.700.900	L 1163, B 58, H 76	7	blank 100%	
951200.00X.400.900	L 1163, B 58, H 76	14	blank 100%	
4 units - length L 2291 mm, length built in 2273 mm				
952300.00X.500.900	L 2291, B 58, H 76	5	blank 100%	
952300.00X.700.900	L 2291, B 58, H 76	7	blank 100%	
952300.00X.400.900	L 2291, B 58, H 76	14	blank 100%	
8 units - length L 4547 mm, length built in 4529 mm				
954500.00X.500.900	L 4547, B 58, H 76	5	blank 100%	
954500.00X.700.900	L 4547, B 58, H 76	7	blank 100%	
954500.00X.400.900	L 4547, B 58, H 76	14	blank 100%	

1 unit

Blank 100%

2 units

Blank 100%

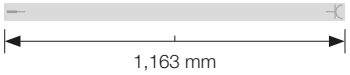

4 units

Blank 100%

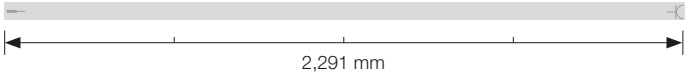

8 units

Blank 100%

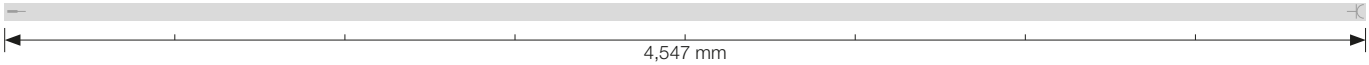

Specifications subject to alteration | Further information and additional versions can be found on our website at www.rzb-lighting.com
The values indicated for power and luminous flux are rated values and each refer to 1 LED unit (length 598 mm).

Continuous line luminaire | LINEDO

Type of Protection: IP 54
Protection Class: I
Impact Protection: IK03
Operating range: -25°C up to +50°C

Rapid-installation complete module for universal use as a continuous line luminaire. System profile made of aluminium extrusion profile, powder-coated (white, black) or anodised. High-efficiency LED units with opal diffuser profile made of non-yellowing PMMA with increased proportion of indirect light.

Simple, tool-free installation of system profiles using separate accessories for cable, chain or ceiling suspension. Tool-free connection and mechanical connectors to secure. Phase can be set via patended bridge without opening the luminaire.

Please order supply module, connection and mounting accessories separately.

Diffuser opal high (OH)

Reference number	Dimensions	Optic (C)	Light colour (D)	Number of poles	dimm-able	Module arrangement	Output levels
LINEDO Continuous line luminaire module with diffuser opal							**Price Category 21**
1 unit - length L 598 mm, length built in 580 mm							
9506C.DX.500.0E	L 598, B 58, H 91	OH	83/84/85	5	on/off	LED 100%	E
9506C.DX.500.0F	L 598, B 58, H 91	OH	83/84/85	5	on/off	LED 100%	F
9506C.DX.776.0E	L 598, B 58, H 91	OH	83/84/85	7	DALI	LED 100%	E
9506C.DX.776.0F	L 598, B 58, H 91	OH	83/84/85	7	DALI	LED 100%	F
9506C.DX.400.0E	L 598, B 58, H 91	OH	83/84/85	14	on/off	LED 100%	E
9506C.DX.400.0F	L 598, B 58, H 91	OH	83/84/85	14	on/off	LED 100%	F
9506C.DX.476.0E	L 598, B 58, H 91	OH	83/84/85	14	DALI	LED 100%	E
9506C.DX.476.0F	L 598, B 58, H 91	OH	83/84/85	14	DALI	LED 100%	F
2 units - length L 1163 mm, length built in 1145 mm							
9512C.DX.500.0E	L 1163, B 58, H 91	OH	83/84/85	5	on/off	LED 100%	E
9512C.DX.500.0F	L 1163, B 58, H 91	OH	83/84/85	5	on/off	LED 100%	F
9512C.DX.776.0E	L 1163, B 58, H 91	OH	83/84/85	7	DALI	LED 100%	E
9512C.DX.776.0F	L 1163, B 58, H 91	OH	83/84/85	7	DALI	LED 100%	F
9512C.DX.400.0E	L 1163, B 58, H 91	OH	83/84/85	14	on/off	LED 100%	E
9512C.DX.400.0F	L 1163, B 58, H 91	OH	83/84/85	14	on/off	LED 100%	F
9512C.DX.476.0E	L 1163, B 58, H 91	OH	83/84/85	14	DALI	LED 100%	E
9512C.DX.476.0F	L 1163, B 58, H 91	OH	83/84/85	14	DALI	LED 100%	F
4 units - length L 2291 mm, length built in 2273 mm							
9523C.DX.500.0E	L 2291, B 58, H 91	OH	83/84/85	5	on/off	LED 100%	E
9523C.DX.500.0F	L 2291, B 58, H 91	OH	83/84/85	5	on/off	LED 100%	F
9523C.DX.776.0E	L 2291, B 58, H 91	OH	83/84/85	7	DALI	LED 100%	E
9523C.DX.776.0F	L 2291, B 58, H 91	OH	83/84/85	7	DALI	LED 100%	F
9523C.DX.400.0E	L 2291, B 58, H 91	OH	83/84/85	14	on/off	LED 100%	E
9523C.DX.400.0F	L 2291, B 58, H 91	OH	83/84/85	14	on/off	LED 100%	F
9523C.DX.476.0E	L 2291, B 58, H 91	OH	83/84/85	14	DALI	LED 100%	E
9523C.DX.476.0F	L 2291, B 58, H 91	OH	83/84/85	14	DALI	LED 100%	F
8 units - length L 4547 mm, length built in 4529 mm							
9545C.DX.500.0E	L 4547, B 58, H 91	OH	83/84/85	5	on/off	LED 100%	E
9545C.DX.500.0F	L 4547, B 58, H 91	OH	83/84/85	5	on/off	LED 100%	F
9545C.DX.776.0E	L 4547, B 58, H 91	OH	83/84/85	7	DALI	LED 100%	E
9545C.DX.776.0F	L 4547, B 58, H 91	OH	83/84/85	7	DALI	LED 100%	F
9545C.DX.400.0E	L 4547, B 58, H 91	OH	83/84/85	14	on/off	LED 100%	E
9545C.DX.400.0F	L 4547, B 58, H 91	OH	83/84/85	14	on/off	LED 100%	F
9545C.DX.476.0E	L 4547, B 58, H 91	OH	83/84/85	14	DALI	LED 100%	E
9545C.DX.476.0F	L 4547, B 58, H 91	OH	83/84/85	14	DALI	LED 100%	F

Coding key

C - Optic / Diffuser opal
OH = opal high

D - Light colour
83 = 830
84 = 840
85 = 850

X - Profile colour
0 = anodised
2 = white powder-coated

additional costs black colour +15%
3 = black powder-coated

E - Output levels
00 = 1,500 lm / 1 unit
01 = 2,200 lm / 1 unit
02 = 3,000 lm / 1 unit
03 = 3,650 lm / 1 unit

F - Output levels
04 = 4,650 lm / 1 unit

Accessories for LINEDO continuous-line luminaire modules with high opal cover			Price Category 21
982738.003	L 3, B 58, H 16	End cap for levelling with other module heights – black	
982738.009	L 3, B 58, H 16	End cap for levelling with other module heights – light grey	

1 unit
LED 100%

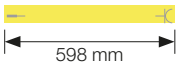

2 units
LED 100%

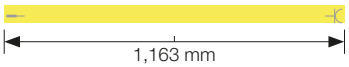

4 units
LED 100%

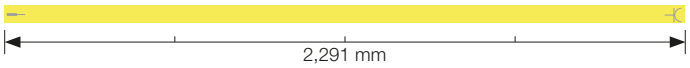

8 units
LED 100%

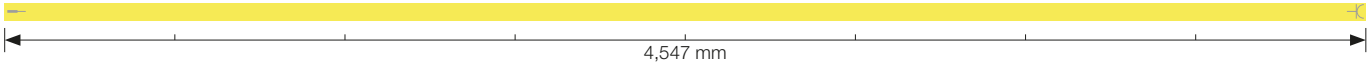

LINEDO

Product overview | Functional modules

Continuous line luminaire | LINEDO Modules with brightness and movement sensors

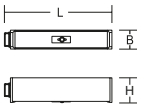

Type of Protection: IP 20
Protection Class: I

System profile made of aluminium extrusion profile, powder-coated (white, black) or anodised Module including Passive Infrared (PIR) sensor for movement and ambient light. Pre-assembled connector for DALI line.

Simple, tool-free installation of system profiles using separate accessories for cable, chain or ceiling suspension. Tool-free connection and mechanical connectors to secure. Phase can be set via patended bridge without opening the luminaire.

Please order supply module, connection and mounting accessories separately.

Light and movement sensor: Housing of non-flammable, halogen-free plastic (polycarbonate). Presence detection with passive IR element. Presence detection range adjustable via integrated shutters between 40° and 90°. Detection range: 6 m. Light sensor range: 20-800 lx (measured at the sensor). Function display with two-colour LED. Installation height: 2-5 m.

Example of use: Monitoring of low ceiling rooms and rack storage where the installation height is normal.

Reference number	Dimensions		
LINEDO continuous line luminaire - Modules with brightness and movement sensors - Installation height: 2-5 m			**Price Category 21**
9503S1.00X.700.000	L 330, B 58, H 76	7-pole	
9503S1.00X.400.000	L 330, B 58, H 76	14-pole	

Continuous line luminaire | LINEDO Modules with brightness and movement sensors

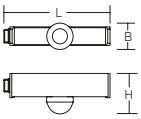

Type of Protection: IP 20
Protection Class: I

System profile made of aluminium extrusion profile, powder-coated (white, black) or anodised. Module including Passive Infrared (PIR) sensor for movement and ambient light. Pre-assembled connector for DALI line.

Simple, tool-free installation of system profiles using separate accessories for cable, chain or ceiling suspension. Tool-free connection and mechanical connectors to secure. Phase can be set via patended bridge without opening the luminaire.

Please order supply module, connection and mounting accessories separately.

Light and movement sensor: Housing: plastic. Functions can be used separately. 2 DALI input addresses. Detection range: 18 m. Light sensor range: 20-800 lx (measured at the sensor). Installation height: up to 13 m.

Example of use: Walking motion detection of persons: 3-10 m installation height. Vehicle motion detector (e.g. fork lift): 3-13 m installation height.

Reference number	Dimensions		
LINEDO continuous line luminaire - Modules with brightness and movement sensors - Installation height: 13 m			**Price Category 21**
9503S2.00X.700.000	L 330, B 139, H 140	7-pole	
9503S2.00X.400.000	L 330, B 139, H 140	14-pole	

Coding key

X - Profile colour
0 = anodised
2 = white powder-coated

additional costs black colour +15%
3 = black powder-coated

Specifications subject to alteration | Further information and additional versions can be found on our website at www.rzb-lighting.com
The values indicated for power and luminous flux are rated values and each refer to 1 LED unit (length 598 mm).

Continuous line luminaire | LINEDO Modules with brightness and movement sensors

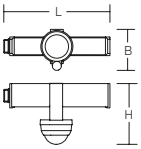

Type of Protection: **IP 54**
Protection Class: I

System profile made of aluminium extrusion profile, powder-coated (white, black) or anodised. Module including Passive Infrared (PIR) sensor for movement and ambient light. Pre-assembled connector for DALI line.

Simple, tool-free installation of system profiles using separate accessories for cable, chain or ceiling suspension. Tool-free connection and mechanical connectors to secure. Phase can be set via patended bridge without opening the luminaire.

Please order supply module, connection and mounting accessories separately.

Light and movement sensor: DALI-2 sensor can be individually positioned ± 2.5 m over the length of the system profile. Housing of non-flammable, halogen-free plastic (polycarbonate).
Detection range: 30x19 m. Light sensor range: 10-2500 lx. Installation height: 5-16 m.

Example of use: Monitoring of warehouses, highbay warehouses where there is a large installation height.

Reference number	Dimensions		
LINEDO continuous line luminaire - Modules with brightness and movement sensors - Installation height: 5-16 m			**Price Category 21**
9503S3.00X.700.000	L 330, B 165, H 120	7-pole	
9503S3.00X.400.000	L 330, B 165, H 120	14-pole	

Continuous line luminaire | LINEDO Modules with brightness and movement sensors

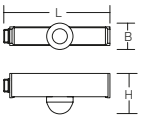

Type of Protection: **IP 54**
Protection Class: I

System profile made of aluminium extrusion profile, powder-coated (white, black) or anodised. Module including Passive Infrared (PIR) sensor for movement and ambient light. Pre-assembled connector for DALI line.

Simple, tool-free installation of system profiles using separate accessories for cable, chain or ceiling suspension. Tool-free connection and mechanical connectors to secure. Phase can be set via patended bridge without opening the luminaire.

Please order supply module, connection and mounting accessories separately.

Light and movement sensor: DALI-2 multi sensor including Zhaga socket (Book 18 Ed. 2). Rectangular detection area (at a height of 6 m): 26x12 m. Light sensor range: 1-4000 lx. Installation height: 4-8 m. Integrated temperature measurement. 2 x built-in PIR sensors, which enable extended functions such as detection of objects with side orientation. Individual adjustment of the parameters with configuration software.

Example of use: Monitoring of warehouses, highbay warehouses where there is a large installation height.

Reference number	Dimensions		
LINEDO continuous line luminaire - Modules with brightness and movement sensors - Installation height: 4-8 m			**Price Category 21**
9503S4.00X.700.000	L 330, B 83, H 130	7-pole	
9503S4.00X.400.000	L 330, B 83, H 130	14-pole	

Coding key

X - Profile colour

0 = anodised
2 = white powder-coated

additional costs black colour +15%
3 = black powder-coated

LINEDO

Product overview | Functional modules

Coding key

X - Profile colour

0 = anodised
2 = white powder-coated

additional costs black colour +15%
3 = black powder-coated

Continuous line luminaire | LINEDO spotlight modules

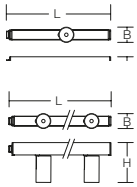

Type of Protection: IP 20
Protection Class: I

System profile made of aluminium extrusion profile, powder-coated (white, black) or anodised. Module inclusive spotlights series Deecos Mini. Housing: pressure die-cast aluminium, powder-coated (white, black, silver). Rotation range: 356°. Swivel range: 90°. Heat resistant plastic ring black. With MIRO-SILVER® reflector.

Simple, tool-free installation of system profiles using separate accessories for cable, chain or ceiling suspension. Tool-free connection and mechanical connectors to secure. Phase can be set via patended bridge without opening the luminaire.

Please order supply module, connection and mounting accessories separately.

Reference number	Dimensions	Lamp	Light colour	Luminous flux	System power	α	dimmable
LINEDO continuous line luminaire - Module with 1 Deecos Mini spotlight							**Price Category 21**
1 unit - Length L 598 mm, length built 580 mm							
950633.92X.400.100	L 598, B 88, H 235	LED	927	2400 lm	29 W	32°	on/off
950663.92X.400.100	L 598, B 88, H 235	LED	927	2600 lm	29 W	62°	on/off
950633.93X.400.100	L 598, B 88, H 235	LED	930	2400 lm	29 W	32°	on/off
950663.93X.400.100	L 598, B 88, H 235	LED	930	2650 lm	29 W	62°	on/off
950633.94X.400.100	L 598, B 88, H 235	LED	940	2550 lm	29 W	32°	on/off
950663.94X.400.100	L 598, B 88, H 235	LED	940	2850 lm	29 W	62°	on/off
LINEDO continuous line luminaire - Module with 2 Deecos Mini spotlights							**Price Category 21**
1 unit - Length L 598 mm, length built 580 mm							
950633.92X.400.200	L 598, B 88, H 235	LED	927	4800 lm	58 W	32°	on/off
950663.92X.400.200	L 598, B 88, H 235	LED	927	5200 lm	58 W	62°	on/off
950633.93X.400.200	L 598, B 88, H 235	LED	930	4800 lm	58 W	32°	on/off
950663.93X.400.200	L 598, B 88, H 235	LED	930	5300 lm	58 W	62°	on/off
950633.94X.400.200	L 598, B 88, H 235	LED	940	5100 lm	58 W	32°	on/off
950663.94X.400.200	L 598, B 88, H 235	LED	940	5700 lm	58 W	62°	on/off
2 units - Length L 1163 mm, length built 1145 mm							
951233.92X.400.200	L 1163, B 88, H 235	LED	927	4800 lm	58 W	32°	on/off
951263.92X.400.200	L 1163, B 88, H 235	LED	927	5200 lm	58 W	62°	on/off
951233.93X.400.200	L 1163, B 88, H 235	LED	930	4800 lm	58 W	32°	on/off
951263.93X.400.200	L 1163, B 88, H 235	LED	930	5300 lm	58 W	62°	on/off
951233.94X.400.200	L 1163, B 88, H 235	LED	940	5100 lm	58 W	32°	on/off
951263.94X.400.200	L 1163, B 88, H 235	LED	940	5700 lm	58 W	62°	on/off
LINEDO continuous line luminaire - Module with 3 Deecos Mini spotlights							**Price Category 21**
2 units - Length L 1163 mm, length built 1145 mm							
951233.92X.400.300	L 1163, B 88, H 235	LED	927	6700 lm	81 W	32°	on/off
951263.92X.400.300	L 1163, B 88, H 235	LED	927	7250 lm	81 W	62°	on/off
951233.93X.400.300	L 1163, B 88, H 235	LED	930	6700 lm	81 W	32°	on/off
951263.93X.400.300	L 1163, B 88, H 235	LED	930	7400 lm	81 W	62°	on/off
951233.94X.400.300	L 1163, B 88, H 235	LED	940	7100 lm	81 W	32°	on/off
951263.94X.400.300	L 1163, B 88, H 235	LED	940	7950 lm	81 W	62°	on/off

Specifications subject to alteration | Further information and additional versions can be found on our website at www.rzb-lighting.com
The values indicated for power and luminous flux are rated values and each refer to 1 LED unit (length 598 mm).

Continuous line luminaire | LINEDO Modules with 3-circuit track

Type of Protection: IP 20
Protection Class: I

System profile made of aluminium extrusion profile, powder-coated (white, black) or anodised. Module including 3-phase or 3-phase DALI track for the installation of external spotlights with multi-adapter or DALI-adapter for 3-phase tracks 230 V. Approved for use within hand‘s reach. 14-pole connection.

Simple, tool-free installation of system profiles using separate accessories for cable, chain or ceiling suspension. Tool-free connection and mechanical connectors to secure.

Please order supply module, connection and mounting accessories separately.

Reference number	Dimensions
LINEDO continuous line luminaire - Modules with 3-circuit track	**Price Category 21**
3-circuit tracks	
951200.00X.400.000	L 1164, B 58, H 76
3-circuit DALI tracks	
951200.00X.476.000	L 1164, B 58, H 76

Coding key

X - Profile colour

0 = anodised
2 = white powder-coated

additional costs black colour +15%
3 = black powder-coated

Continuous line luminaire | LINEDO Modules with highbay luminaire Light Case

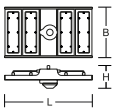

Type of Protection: **IP 54**
Protection Class: I

System profile made of aluminium extrusion profile, powder-coated (white) or anodised. Module including Light Case high-bay luminaire with 2 swivel-mounted LED modules. Housing: pressure die-cast aluminium and sheet steel, powder-coated (white or silver metallic). LED modules can be swivelled ± 30° for optimum illumination. Cover: plastic (polycarbonate), with integrated four-row lens system. Lens optics for different light distribution versions.

Simple, tool-free installation of system profiles using separate accessories for cable or chain suspension. Tool-free connection and mechanical connectors to secure. Phase can be set via patended bridge without opening the luminaire.

Please order supply module, connection and mounting accessories separately.

The Light Case highbay luminaire can also be fitted with several modules and with sensors such as a movement sensor or a light sensor for daylight detection on request.

Reference number	Dimensions	Lamp	Light colour	Luminous flux	System power	α	UGR	dimm-able
LINEDO continuous line luminaire – Modules with highbay luminaire Light Case								**Price Category 21**
1 unit - Length L 600 mm, length built 580 mm								
7-pole								
950660.84X.776.HB0	L 600, B 400, H 280	LED	840	18700 lm	150 W	59°	24,2	DALI
14-pole								
950660.84X.476.HB0	L 600, B 400, H 280	LED	840	18700 lm	150 W	59°	24,2	DALI

Coding key

X - Profile colour

0 = anodised
2 = white powder-coated

LINEDO

Product overview | Modules for emergency lighting

Continuous line luminaire | LINEDO Modules for escape route illumination

Type of Protection: IP 54
Protection Class: I

System aluminium extrusion profile, powder-coated (white, black) or anodised.

Simple, tool-free installation of system profiles using separate accessories for cable, chain or ceiling suspension. Tool-free connection and mechanical connectors to secure. Phase can be set via patended bridge without opening the luminaire.

Luminaire for escape route illumination

Base: pressure die-cast aluminium, white powder-coated. Cover: polycarbonate. Lens, plastic, for ideal light distribution on escape route

SCL CBS

coming soon

Continuous line luminaire | LINEDO Modules for escape route identification

Type of Protection: IP 54
Protection Class: I

System aluminium extrusion profile, powder-coated (white, black) or anodised.

Simple, tool-free installation of system profiles using separate accessories for cable, chain or ceiling suspension. Tool-free connection and mechanical connectors to secure. Phase can be set via patended bridge without opening the luminaire.

Luminaire for escape route identification

Robust polycarbonate housing, white. Display panel: highly transparent plastic. Set of legends included.

SCL CBS

coming soon

Specifications subject to alteration | Further information and additional versions can be found on our website at www.rzb-lighting.com
The values indicated for power and luminous flux are rated values and each refer to 1 LED unit (length 598 mm).

Continuous line luminaire | LINEDO Initial power feeds

Type of Protection: IP 54
Protection Class: I

Housing made of aluminium extrusion profile, powder-coated (white, black) or anodised. Cover made of aluminium, surface like housing. LINEDO plug system, plastic, light grey or black. Two cable glands M20 and M25. Cable glands optionally on the side or on top. Easy connection for rigid or flexible wires.

Reference number	Dimensions		
Initial power feed for LINEDO continuous line luminaire module (cable glands on side or on top)			**Price Category 21**
982678.00X.2	L 312, B 58, H 76	7-pole, connection by socket	
982678.00X.3	L 330, B 58, H 76	7-pole, plug connector	
982678.00X	L 312, B 58, H 76	14-pole, connection by socket	
982678.00X.1	L 330, B 58, H 76	14-pole, plug connector	

Continuous line luminaire | LINEDO Middle power feeds

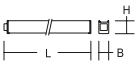

Type of Protection: IP 54
Protection Class: I

Housing made of aluminium extrusion profile, powder-coated (white, black) or anodised. Cover made of aluminium, surface like housing. LINEDO plug system, plastic, light grey or black. Four cable glands (2 x M20 and 2 x M25) on top. Easy connection for rigid or flexible wires. Colour-coded individual cables enable easy electromechanical separation.

Reference number	Dimensions		
Middle power feed for LINEDO continuous line luminaire module (cable glands on top)			**Price Category 21**
982698.00X.3	L 330, B 58, H 76	7-pole, socket / plug connector	
982698.00X.4	L 312, B 58, H 76	7-pole, socket / socket connector	
982698.00X.5	L 348, B 58, H 76	7-pole, plug / plug connector	
982698.00X	L 330, B 58, H 76	14-pole, socket / plug connector	
982698.00X.1	L 312, B 58, H 76	14-pole, socket / socket connector	
982698.00X.2	L 348, B 58, H 76	14-pole, plug / plug connector	

Continuous line luminaire | LINEDO Universal power feeds

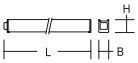

Type of Protection: IP 54
Protection Class: I

Universal power feed that can be used as initial or central feed for flexible installation on site. Housing made of aluminium extrusion profile, powder-coated (white, black) or anodised. Cover made of aluminium, surface like housing. LINEDO plug system, plastic, light grey or black. End caps included. Four cable glands (2 x M20 and 2 x M25) on top. Easy connection for rigid or flexible wires. Colour-coded individual cables enable easy electromechanical separation.

Reference number	Dimensions		
Universal power feed for LINEDO continuous line luminaire module (cable glands on top)			**Price Category 21**
982698.00X.6	L 330, B 58, H 76	14-pole, socket / plug connector	

Coding key

X - Profile colour

0 = anodised
2 = white powder-coated

additional costs black colour +15%
3 = black powder-coated

Continuous line luminaire | LINEDO Connector

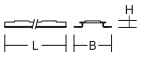

Metal lever galvanised to mechanically connect 2 LINEDO suspended modules. A connector must be placed at each joint between modules.

Available colour: 0 = galvanised

Reference number	Dimensions	
Connector for LINEDO continuous line luminaire module		**Price Category 21**
982680.000	L 330, B 48, H 9	Connector for suspended installation

Continuous line luminaire | LINEDO Installation accessories

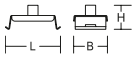

Spring steel, blank, for installing continuous line luminaire modules.

Recommended mounting distance:
For continuous-line luminaire modules with 8 units (4547 mm) < 4500 mm
For continuous-line luminaire modules with 4 units (2291 mm) < 2270 mm

Fixing of the suspension set using safety element with M4 thread.
Screw 982758.003 not included.

Reference number	Dimensions	
Installation accessories for LINEDO continuous line luminaire module		**Price Category 21**
982663.000	L 33, B 54, H 40	Suspension for stell cable (cable not included)
982664.000	L 33, B 54, H 70	Suspension kit with open ring (chain not included)
982662.000	L 33, B 54, H 70, LP 1500	Suspension kit with chain 1,500 mm
982661.000	L 33, B 54, H 40, LP 1500	Suspension kit with steel cable 1,500 mm
982665.000	L 33, B 54, H 40, LP 1500	Suspension kit for grid ceilings with steel cable 1,500 mm and caddy clip
982718.000	L 33, B 54, H 70, LP 5000	Suspension kit with chain 5,000 mm
982717.000	L 33, B 54, H 40, LP 5000	Suspension kit with steel cable 5,000 mm
982719.000	L 33, B 54, H 40, LP 5000	Suspension kit for grid ceilings with steel cable 5,000 mm and caddy clip

Continuous line luminaire | LINEDO Installation accessories

Knurled screw M4 x 15.
For fixing the suspension set on the first module of a light line.

Reference number	Dimensions	
Installation accessories for LINEDO continuous line luminaire module		**Price Category 21**
982758.003	D 15, H 22	Knurled screw M4 x 15

Continuous line luminaire | LINEDO Installation accessories

Fixing clamp. Spring steel, blank.
For guiding external cables on top of the continuous line luminaire module.

Reference number	Dimensions	
Installation accessories for LINEDO continuous line luminaire module		**Price Category 21**
982751.000	L 10, B 51, H 10	Fixing clamp

Specifications subject to alteration | Further information and additional versions can be found on our website at www.rzb-lighting.com
The values indicated for power and luminous flux are rated values and each refer to 1 LED unit (length 598 mm).

Continuous line luminaire | LINEDO Installation accessories

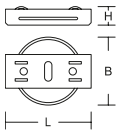

Galvanised sheet steel, for installing continuous line luminaire modules.
Incl. 2 locking brackets.

Two ceiling adapters are required per light or function module.

Available colour: 0 = galvanised



Reference number	Dimensions	
Installation accessories for LINEDO continuous line luminaire module		**Price Category 21**
982580.010	L 70, B 28, H 16	Adapter for direct ceiling installation
982666.000	L 33, B 54, H 22	Adapter for direct ceiling installation in grid ceilings (caddy clip)

Continuous line luminaire | LINEDO End caps

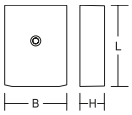

Plastic end cap to cover the LINEDO plug system at the end of the line.
Fastening by TX20 screw, installation accessories included.

Available colour (X): 9 = light grey, 3 = black (additional costs black colour +15%)

Reference number	Dimensions	
End caps for LINEDO continuous line luminaire module		**Price Category 21**
982699.00X	L 76, B 58, H 16	End cap low profile for LINEDO socket
982700.00X	L 76, B 58, H 22	End cap low profile for LINEDO plug
982679.00X	L 91, B 58, H 16	End cap high profile for LINEDO socket (only with high profile diffuser OH)
982701.00X	L 91, B 58, H 22	End cap high profile for LINEDO plug (only with high profile diffuser OH)

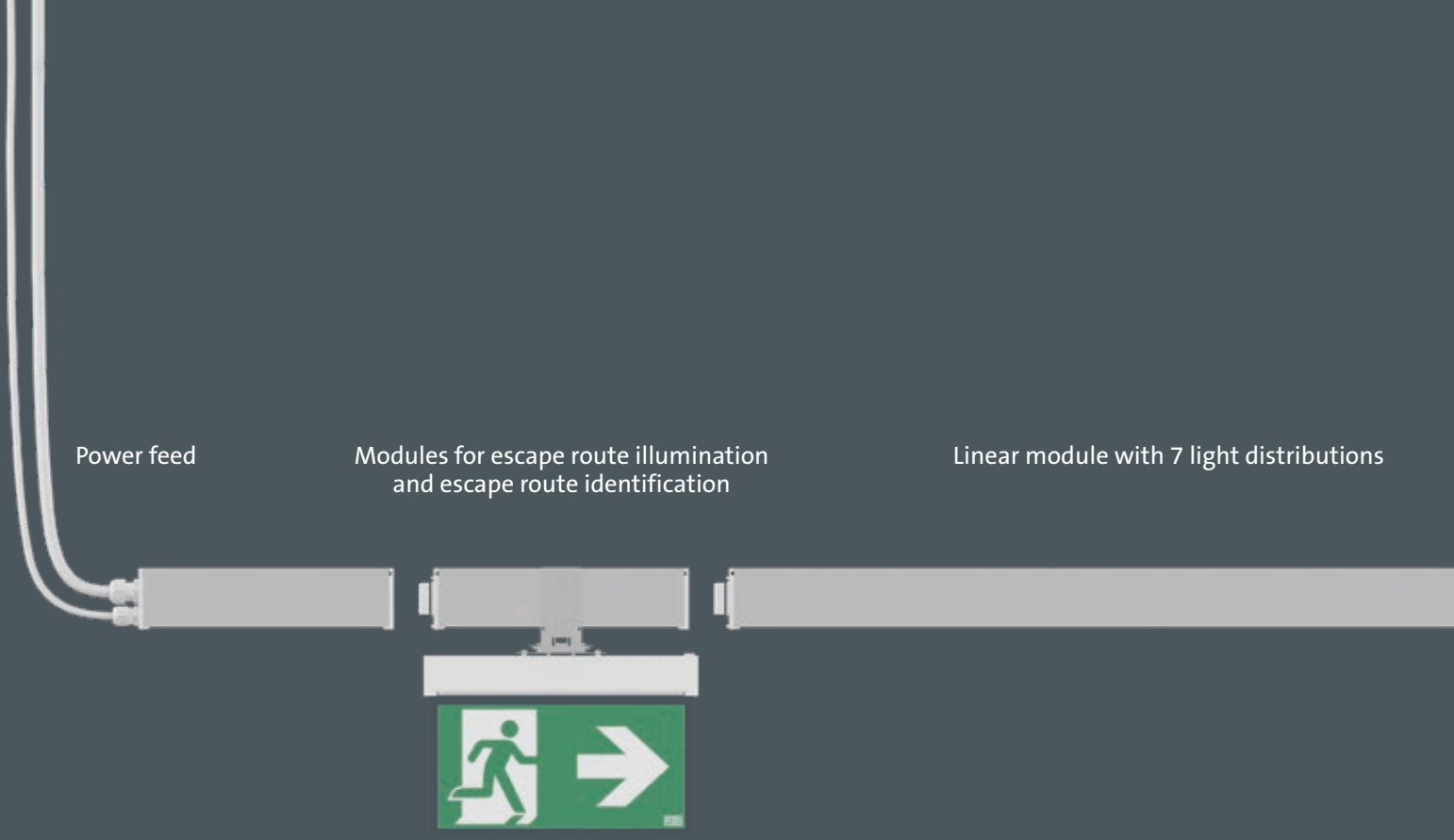

1 COMPONENT

4 lengths of
aluminum profile:
598 mm
1163 mm
2291 mm
4547 mm

50% TIME-SAVING

rapid installation thank to
Plug & Play pre-assembled modules

IP 54 PROTECTION CLASS

as standard

AT A GLANCE



14-POLE

5, 7 or 14-pole
through-wiring as standard

EFFICACY

Luminous efficacy
up to 180 lm/W

EMERGENCY LIGHTING

Converter compatible with DC voltage –
suitable for central emergency power supply

MONITORING

IoT ready - control and
monitoring via DALI-2 standard

APP CONFIGURATION

Plan your continuous line luminaire
in just a few steps using the LINEDO app

MADE IN GERMANY

Full Services
up to 10 years warranty

LINEDO

More details?

Please find more information on LINEDO:

RZB website with
live 3D model

Video with all product features
and options

Trailer

Highlights

PDF brochure with
interactive weblinks

Installation videos



Design your LINEDO luminaire easily
on your personal device
with the RZB LINEDO App

Download on the App Store

GET IT ON Google Play

RZB LINEDO App
Instruction video

LINEDO

KATP257EN

09.2020

RZB
Rudolf Zimmermann,
Bamberg GmbH

Rheinstr. 16
96052 Bamberg
Germany

Phone +49 951 7909-374
Fax +49 951 7909-212

www.rzb-lighting.com
export@rzb.eu

Member of licht.de