Tecnoware Products 2020

Different Power Solutions

TECNOWARE®
ITALIAN POWER SYSTEMS

English

"We design and manufacture products for electrical continuity,
using the most advanced technologies in respect of the environment and safety,
in constant synergy with our partners.
This is our Company and this is how we tell
who we are, what we do and what we believe in"

In a profitable market, we are proud of our diversity,
of having built a different model in which the human relationship
with Partners, Employees and Collaborators is today as yesterday, in first place.

We have never conformed to the standard supplier-customer relationship,
we consider the latter a Partner who finds satisfaction and success
in the quality of our products and services.

Enthusiasm and commitment are those of the beginning,
we change without distorting ourselves, we evolve without losing sight of the Values
for which thousands of Partners, for decades, renew their trust in Tecnoware.

Riccardo Benedetti

TECNOWARE®
ITALIAN POWER SYSTEMS

Tecnoware has been manufacturing UPS for private individuals, companies and industry in Italy since 1986.

Together on

Together On Philosophy: High efficiency, 100% materials Recyclable, Sustainable Development Projects.

Over 70 controls and use of components first choice to guarantee products up to 5 years

5 Years Warranty

PARTNERS AT THE CENTER

Branches and Partners in
50 Countries in the World.

Training, Webinar,
Digital Comunication and Events.

24/7 Technical / Commercial Support, Shipping in 24 hours,
Configurations in 30 minutes and Installations and maintenance On-site.

UPS Technology

According to the standard regulation: IEC 62040-3, UPS are classified and identified as follows:

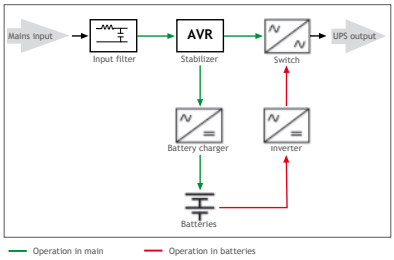

Line Interactive (VI)

The Line Interactive, Technology is identified with the initials: VI (Voltage Independent). This means that while operating in Mains the UPS output frequency is dependent on the input frequency while the voltage is handled by the UPS. It is in fact through the stabilizer circuit that these UPS are able to protect the connected equipment from persistent voltage disturbances such as overvoltage, and Blackout.

These include the: Era PLUS Strip, Era PLUS, Era LCD RM, Exa PLUS.

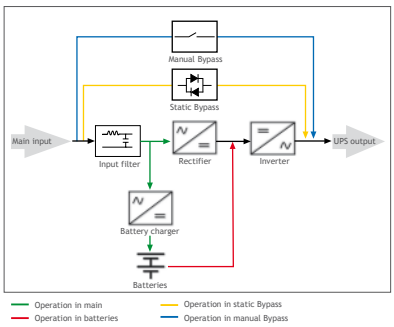

On Line (VFI)

The On Line Technology is identified with the initials: VFI (Voltage and Frequency Independent). This technology is commonly called “double conversion”. During operations in mains, the UPS output is fed through the rectifier which converts the UPS input voltage from alternated to continuous voltage, in conjunction with the inverter which transforms again the continuous voltage into alternated voltage. This system permits to output voltage to be perfectly sinusoidal, clean and very stable in voltage and frequency, apart from problems present in the mains.

These include the: Evo DSP PLUS and EVO DSP PLUS Modular.

Electric phenomenon and solutions

UPS	Blackout	Dynamic Undervoltage	Dynamic Overvoltage	Undervoltage	Overvoltage	Lightning (Adding a discharger upstream)	Voltage Surge	Frequency Variation	Voltage Distortion	Voltage Harmonic
Era Plus 650-800-1.200-1.600-2.000-2.600 (VI)										
Era Plus Strip 800-1.000-1.500 (VI)										
Era LCD RM 850-1.100 (VI)										
Exa Plus 1.000-1.500-2.000 (VI)										
Evo DSP Plus 1.200-2.400-3.600 Rack Tower PF 0,9 (VFI)										
Evo DSP Plus 6.0-6.5-10.0 PF 0,9 (VFI)										
Evo DSP Plus 6.0-10.0 Rack Mount PF 0,9 (VFI)										
Evo DSP Plus Modular 20.0-300.0 PF 1 (VFI)										
Evo DSP Plus TM 10.0-15.0-20.0 PF 0,9 (VFI)										
Evo DSP Plus TT 10.0-20.0-30.0 PF 0,9 (VFI)										
Evo DSP Plus TT 40.0 PF 0,9 (VFI)										
Evo DSP Plus TT 60.0-80.0 PF 0,9 (VFI)										
Evo DSP Plus TT 100.0-120.0-160.0-200.0 PF 0,9 (VFI)										

SUMMARY

UPS

Line Interactive (VI)

UPS Era Plus 650-800-1.200-1.600 *Together on* NEW — Page 6

UPS Era Plus 2.000-2.600 *Together on* NEW — Page 8

UPS Era Plus Strip 800 — Page 10

UPS Era Plus Strip 1.000-1.500 — Page 11

UPS Era LCD Rack Mount 850-1.100 — Page 12

Line Interactive Sinewave (VI)

UPS Exa Plus 1.000-1.500-2.000 — Page 13

On Line (VFI)

UPS Evo DSP Plus 1.200-2.400-3.600 Rack Tower **PF 0,9** *Together on* NEW — Page 14

UPS Evo DSP Plus 6.0-6.5-10.0 **PF 0,9** — Page 16

UPS Evo DSP Plus 6.0-10.0 Rack Mount **PF 0,9** — Page 18

UPS Evo DSP Plus Modular 20.0-300.0 **PF 1** — Page 20

UPS Evo DSP Plus TM 10.0-15.0-20.0 **PF 0,9** — Page 22

UPS Evo DSP Plus TT 10.0-20.0-30.0 **PF 0,9** — Page 24

UPS Evo DSP Plus TT 40.0 **PF 0,9** — Page 26

UPS Evo DSP Plus TT 60.0-80.0 **PF 0,9** — Page 28

UPS Evo DSP Plus TT 100.0-120.0-160.0-200.0 **PF 0,9** — Page 30

UPS Accessories

ATS (Automatic Transfer Switch) 16-30A — Page 32

Power Battery 12V 5Ah-7.2Ah-9Ah-11Ah NEW — Page 33

Software and communication interfaces

Page 34

Stabilizers

Electronic Single-Phase stabilizers 1.2-12 — Page 36

Electronic Three-Phase stabilizers 9-100 — Page 37

Stabilizers Power Reg 1.000 — Page 38

Stabilizers Power Reg 2.000-3.000 — Page 39

Generator

Gasoline Generator 3.200-4.200-7.800-9.200 — Page 40

Generator Accessories

ATS (Automatic Transfer Switch) 45A — Page 41

NEW

LINE INTERACTIVE

UPS ERA PLUS

650-800-1.200-1.600

Together on

230 Vac

1 On/off switch 2 Power cable 3 Input socket 4 Input thermal protection 5 Output sockets with blackout protection

6 USB Port (only for Era Plus 1.200 and Era Plus 1.600)

Main Specifications

- Personal Computer, Modem, Local Area Networks, Video Surveillance Systems
- Automatic Voltage Regulation circuit (AVR)
- Output sockets for blackout protection
- Output sockets for overvoltage protection
- USB Port (only for Era Plus 1.200-1.600)
- UPS Management Software TecnoManager compatible with Windows, Mac OS X, Unix, Linux, etc.

Specifications

UPS Model	ERA PLUS 650	ERA PLUS 800	ERA PLUS 1.200	ERA PLUS 1.600
Schuko version code	**FGCERAPL652SCH**	**FGCERAPL802SCH**	**FGCERAPL1202SCH**	**FGCERAPL1602SCH**
IEC version code	**FGCERAPL652IEC**	**FGCERAPL802IEC**	**FGCERAPL1202IEC**	**FGCERAPL1602IEC**
Universal version code	**FGCERAPL652UNI**	**FGCERAPL802UNI**	**FGCERAPL1202UNI**	**FGCERAPL1602UNI**
Nominal power	650 VA	800 VA	1.200 VA	1.600 VA
Active power	455 W	560 W	840 W	1.120 W
Power factor	0,7			
Technology	Line Interactive with stabilizer			
Interface	-		USB Port	
Cooling	Natural			
Audible noise	< 40 dBA to 1 m			
Dimension (UPS) WxHxD	10,1x14,2x27,9 cm			
Dimension (with packing) WxHxD	18x22x34cm			
Weight	3,7 Kg	3,9 Kg	4,5 Kg	5 Kg
Input				
Number of phases	1Ph+N			
Nominal voltage	Single-phase 230Vac			
Input voltage range	+20%/-25%			
Nominal frequency	50/60 Hz (automatic selection)			
Input frequency range	+/-5%			
Output				
Number of phases	1Ph+N			
Nominal voltage	Single-phase 230Vac			
Voltage regulation (Line mode)	AVR (Automatic Voltage Regulation)			
Voltage regulation (Battery mode)	+/-5%			
Frequency	50/60 Hz (automatic selection)			
Inverter waveform	Modified sinewave			
Overload capability	< 130%			
Transfer time	2 ms (typical)			
Battery				
Type	Lead acid, sealed, maintenance free			
Backup time (typical)	10-40 min			
Environmental specification				
Working temperature	From 0 to 55 °C (recommended from 20 to 25° C)			
Humidity	< 95% without condensation			
Maximum altitude	3000 m			
IP protection	IP20			
Certifications	CE (Standards: Low Voltage Directive IEC EN 62040-1; EMC Directive IEC EN 62040-2; classification IEC EN 62040-3)			

© 2020 Tecnoware Power Systems. The technical data may change without prior notice.

High Italian Quality

TECNOManager UPS Management Software

TECNOWARE®

RoHS COMPLIANT CE

NEW

UPS ERA PLUS

650-800-1.200-1.600

Together on

115 Vac

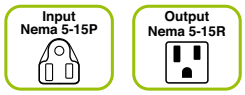

1 On/off switch 2 Power cable 3 Input thermal protection 4 Output sockets with blackout protection 5 Filtered output socket
6 USB Port (only for Era Plus 1.200 and Era Plus 1.600)

Main Specifications

- Personal Computer, Modem, Local Area Networks, Video Surveillance Systems
- Automatic Voltage Regulation circuit (AVR)
- Output sockets for blackout protection
- Output sockets for overvoltage protection
- USB Port (only for Era Plus 1.200-1.600)
- UPS Management Software TecnoManager compatible with Windows, Mac OS X, Unix, Linux, etc.

Specifications

UPS Model	ERA PLUS 650	ERA PLUS 800	ERA PLUS 1.200	ERA PLUS 1.600
Code	**FGCERAPL652NEM**	**FGCERAPL802NEM**	**FGCERAPL1202NEM**	**FGCERAPL1602NEM**
Nominal power	650 VA	800 VA	1.200 VA	1.600 VA
Active power	455 W	560 W	840 W	1.120 W
Power factor	0,7			
Technology	Line Interactive with stabilizer			
Interface	-		USB Port	
Cooling	Natural			
Audible noise	< 40 dBA at 1 m			
Dimension (UPS) WxHxD	10,1x14,2x27,9 cm			
Dimension (with packing) WxHxD	18x22x34cm			
Weight	3,7 Kg	3,9 Kg	4,5 Kg	5 Kg
Input				
Number of phases	1Ph+N			
Nominal voltage	Single-phase 120Vac			
Input voltage range	+25%/-30%			
Nominal frequency	50/60 Hz (automatic selection)			
Input frequency range	+/-5Hz			
Output				
Number of phases	1Ph+N			
Nominal voltage	Single-phase 120Vac			
Voltage regulation (Line mode)	AVR (Automatic Voltage Regulation)			
Voltage regulation (Battery mode)	+/-5%			
Frequency	50/60 Hz (automatic selection)			
Inverter waveform	Modified sinewave			
Overload capability	< 130%			
Transfer time	2 ms (typical)			
Battery				
Type	Lead acid, sealed, maintenance free			
Backup time (typical)	10-40 min			
Environmental specification				
Working temperature	From 0 to 55 °C (recommended from 20 to 25° C)			
Humidity	< 95% without condensation			
Maximum altitude	3000 m			
IP protection	IP20			

© 2020 Tecnoware Power Systems. The technical data may change without prior notice.

High Italian Quality

TECNOManager UPS Management Software

TECNOWARE®

RoHS COMPLIANT CE

NEW

LINE INTERACTIVE

UPS ERA PLUS

2.000-2.600

Together on

230 Vac

1 On/off switch 2 Power cable 3 Input socket 4 Input thermal protection 5 Output sockets with blackout protection 6 Filtered output socket
7 Telephone line/Modem/Lan RJ11/RJ45 protection 8 USB Port

Main Specifications

- Personal Computer, Modem, Local Area Networks, Video Surveillance Systems
- Automatic Voltage Regulation circuit (AVR)
- Output sockets for blackout protection
- Output sockets for overvoltage protection
- USB Port
- Telephone line/Modem/Lan RJ11/RJ45 protection
- UPS Management Software TecnoManager compatible with Windows, Mac OS X, Unix, Linux, etc.

Specifications

UPS Model	ERA PLUS 2.000	ERA PLUS 2.600
IEC version code	FGCERAPL2002IEC	FGCERAPL2602IEC
Universal version code	FGCERAPL2002UNI	FGCERAPL2602UNI
Nominal power	2.000 VA	2.600 VA
Active power	1.400 W	1.820 W
Power factor	0,7	
Technology	Line Interactive with stabilizer	
Interface	USB Port + RJ11/RJ45 Filter	
Cooling	Natural	Fan cooling
Audible noise	< 40 dBA to 1 m	< 45 dBA to 1 m
Dimension (UPS) WxHxD	13x18,2x32 cm	
Dimension (with packing) WxHxD	23,2x27,3x39 cm	
Weight	8,6 Kg	10,4 Kg
Input		
Number of phases	1Ph+N	
Nominal voltage	Single-phase 230Vac	
Input voltage range	+20%/-25%	
Nominal frequency	50/60 Hz (automatic selection)	
Input frequency range	+/-5%	
Output		
Number of phases	1Ph+N	
Nominal voltage	Single-phase 230Vac	
Voltage regulation (Line mode)	AVR (Automatic Voltage Regulation)	
Voltage regulation (Battery mode)	+/-5%	
Frequency	50/60 Hz (automatic selection)	
Inverter waveform	Modified sinewave	
Overload capability	< 130%	
Transfer time	2 ms (typical)	
Battery		
Type	Lead acid, sealed, maintenance free	
Backup time (typical)	10-90 min	
Environmental specification		
Working temperature	From 0 to 55 °C (recommended from 20 to 25° C)	
Humidity	< 95% without condensation	
Maximum altitude	3000 m	
IP protection	IP20	
Certifications	CE (Standards: Low Voltage Directive IEC EN 62040-1; EMC Directive IEC EN 62040-2; classification IEC EN 62040-3)	

© 2020 Tecnoware Power Systems. The technical data may change without prior notice.

High Italian Quality

TECNOManager UPS Management Software

TECNOWARE®

RoHS COMPLIANT CE

NEW

UPS ERA PLUS
2.000-2.600

Together on

115 Vac

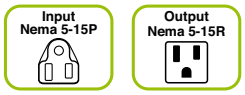

1 On/off switch 2 Power cable 3 Input thermal protection 4 Output sockets with blackout protection 5 Filtered output socket
6 Telephone line/Modem/Lan RJ11/RJ45 protection 7 USB Port

Main Specifications

- Personal Computer, Modem, Local Area Networks, Video Surveillance Systems
- Automatic Voltage Regulation circuit (AVR)
- Output sockets for blackout protection
- Output sockets for overvoltage protection
- USB Port
- Telephone line/Modem/Lan RJ11/RJ45 protection
- UPS Management Software TecnoManager compatible with Windows, Mac OS X, Unix, Linux, etc.

Specifications

UPS Model	ERA PLUS 2.000	ERA PLUS 2.600
Code	FGCERAPL2002NEM	FGCERAPL2602NEM
Nominal power	2.000 VA	2.600 VA
Active power	1.400 W	1.820 W
Power factor	0,7	
Technology	Line Interactive with stabilizer	
Interface	USB Port + RJ11/RJ45 Filter	
Cooling	Natural	Fan cooling
Audible noise	< 40 dBA a 1 m	< 45 dBA a 1 m
Dimension (UPS) WxHxD	13x18,2x32 cm	
Dimension (with packing) WxHxD	23,2x27,3x39 cm	
Weight	8,6 Kg	10,4 Kg
Input		
Number of phases	1Ph+N	
Nominal voltage	Single-phase 120Vac	
Input voltage range	+25%/-30%	
Nominal frequency	50/60 Hz (automatic selection)	
Input frequency range	+/-5Hz	
Output		
Number of phases	1Ph+N	
Nominal voltage	Single-phase 120Vac	
Voltage regulation (Line mode)	AVR (Automatic Voltage Regulation)	
Voltage regulation (Battery mode)	+/-5%	
Frequency	50/60 Hz (automatic selection)	
Inverter waveform	Modified sinewave	
Overload capability	< 130%	
Transfer time	2 ms (typical)	
Battery		
Type	Lead acid, sealed, maintenance free	
Backup time (typical)	10-90 min	
Environmental specification		
Working temperature	From 0 to 55 °C (recommended from 20 to 25° C)	
Humidity	< 95% without condensation	
Maximum altitude	3000 m	
IP protection	IP20	

© 2020 Tecnoware Power Systems. The technical data may change without prior notice.

High Italian Quality

TECNOManager UPS Management Software

TECNOWARE®

RoHS COMPLIANT CE

LINE INTERACTIVE

UPS ERA PLUS STRIP 800

230 Vac

1 On/Off switch 2 Led Line/Battery/Fault 3 Power cable 4 Input thermal protection 5 Output sockets with blackout protection 6 Filtered output socket 7 USB Port

Main Specifications

- Personal Computer, Modem/Router, Cash Register, Pos
- Automatic Voltage Regulation circuit (AVR)
- Output sockets for blackout protection
- Output sockets for overvoltage protection
- USB Port
- UPS Management Software TecnoManager compatible with Windows, Mac OS X, Unix, Linux, etc.

Specifications

UPS Model	ERA PLUS STRIP 800	ERA PLUS STRIP 800 UK
Code	FGCERAPLST800	FGCERAPLST800UK
Nominal power	800 VA	
Active power	560 W	
Power factor	0,7	
Technology	Line Interactive with stabilizer	
Cooling	Natural	
Audible noise	< 40 dBA to 1 m	
Input connection	Fixed cable with Schuko plug	Fixed cable with UK plug
Outlets	3 UPS outputs Schuko/Italian + 3 only filtered outputs Schuko/Italian	3 UPS outputs UK + 3 only filtered outputs UK
Dimension (UPS) WxHxD	16x9,5x30,5 cm	
Dimension (with packing) WxHxD	22x14x32,4 cm	
Weight	2,5 Kg	
Input		
Number of phases	1Ph+N	
Nominal voltage	Single-phase 230Vac	
Input voltage range	+20%/-25%	
Nominal frequency	50/60 Hz (automatic selection)	
Input frequency range	+/-5%	
Output		
Number of phases	1Ph+N	
Nominal voltage	Single-phase 230Vac	
Voltage regulation (Line mode)	AVR (Automatic Voltage Regulation)	
Voltage regulation (Battery mode)	+/-5%	
Frequency	50/60 Hz (automatic selection)	
Inverter waveform	Modified sinewave	
Overload capability	< 130%	
Transfer time	2 ms (typical)	
Battery		
Type	Lead acid, sealed, maintenance free	
Backup time (typical)	10-40 min	
Environmental specification		
Working temperature	From 0 to 40 °C (retcomended from 20 to 25 °C)	
Humidity	< 95% without condensation	
Maximum altitude	3000 m	
IP protection	IP20	
Certifications	CE (Standards: Low Voltage Directive IEC EN 62040-1; EMC Directive IEC EN 62040-2; classification IEC EN 62040-3)	

© 2020 Tecnoware Power Systems. The technical data may change without prior notice.

Available on request with input/output nominal voltage 110Vac or 120Vac and with input plug and output sockets for specific country.

High Italian Quality

TECNOManager UPS Management Software

TECNOWARE®

RoHS COMPLIANT CE

LINE INTERACTIVE

UPS ERA PLUS STRIP
1000-1500

230 Vac

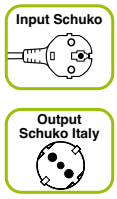

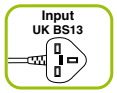

1 On/Off switch 2 Led Line/Battery/Fault 3 Power cable 4 Input thermal protection 5 Output sockets with blackout protection 6 Filtered output socket 7 USB Port

Main Specifications

- Personal Computer, Modem/Router, Cash Register, Pos
- Automatic Voltage Regulation circuit (AVR)
- Output sockets for blackout protection
- Output sockets for overvoltage protection
- USB Port
- UPS Management Software TecnoManager compatible with Windows, Mac OS X, Unix, Linux, etc.

Specifications

UPS Model	ERA PLUS STRIP 1.000	ERA PLUS STRIP 1.500	ERA PLUS STRIP 1.000 UK	ERA PLUS STRIP 1.500 UK
Code	FGCERAPLST1000	FGCERAPLST1500	FGCERAPLST1000UK	FGCERAPLST1500UK
Nominal power	1.000 VA	1.500 VA	1.000 VA	1.500 VA
Active power	700 W	1.050 W	700 W	1.050 W
Power factor	0,7			
Technology	Line Interactive with stabilizer			
Cooling	Natural			
Audible noise	< 40 dBA to 1 m			
Input connection	Fixed cable with Schuko plug		Fixed cable with UK plug	
Outlets	3 UPS outputs Schuko/Italian + 2 only filtered output Schuko/Italian		2 UPS outputs IEC + 2 UPS outputs UK + 2 only filtered output UK	
Dimension (UPS) WxHxD	20x9,1x29,2 cm			
Dimension (with packing) WxHxD	27x14x37,6 cm			
Weight	5,3 Kg	5,9 Kg	5,3 Kg	5,9 Kg
Input				
Number of phases	1Ph+N			
Nominal voltage	Single-phase 230Vac			
Input voltage range	+20%/-25%			
Nominal frequency	50/60 Hz (automatic selection)			
Input frequency range	+/-5%			
Output				
Number of phases	1Ph+N			
Nominal voltage	Single-phase 230Vac			
Voltage regulation (Line mode)	AVR (Automatic Voltage Regulation)			
Voltage regulation (Battery mode)	+/-5%			
Frequency	50/60 Hz (automatic selection)			
Inverter waveform	Modified sinewave			
Overload capability	< 130%			
Transfer time	2 ms (typical)			
Battery				
Type	Lead acid, sealed, maintenance free			
Backup time (typical)	10-70 min			
Environmental specification				
Working temperature	From 0 to 40 °C (retcomended from 20 to 25 °C)			
Humidity	< 95% without condensation			
Maximum altitude	3000 m			
IP protection	IP20			
Certifications	CE (Standards: Low Voltage Directive IEC EN 62040-1; EMC Directive IEC EN 62040-2; classification IEC EN 62040-3)			

© 2020 Tecnoware Power Systems. The technical data may change without prior notice.

Available on request with input/output nominal voltage 110Vac or 120Vac and with input plug and output sockets for specific country.

High Italian Quality

TECNOManager UPS Management Software

TECNOWARE®

RoHS COMPLIANT CE

UPS ERA LCD RM

850-1.100

230 Vac

Input IEC 320 C14

Output IEC 320 C13

1 On/Off button 2 LCD Display 3 Input fuse 4 Input socket 5 Output sockets with blackout protection 6 USB port

Main Specifications

- For Small server, Local Area Networks (LAN), Switch, HUB, Video Surveillance Systems
- Automatic Voltage Regulation circuit (AVR)
- Output sockets with blackout protection
- USB Port
- Mounting in Rack cabinet 19”
- UPS Management TecnoManager compatible with Windows, Mac OS X, Unix, Linux, etc.

Specifications

UPS Model	ERA LCD 850 RACK MOUNT	ERA LCD 1.100 RACK MOUNT
Code	**FGCERALCD852RM**	**FGCERALCD1102RM**
Nominal power	850 VA	1.100 VA
Active power	595 W	770 W
Power factor	0,7	
Technology	Line Interactive with stabilizer	
Cooling	Natural	
Audible noise	< 40 dBA a 1 m	
Dimension UPS LxHxP	43,8x8,8x31 cm (2U)	
Dimension with packing LxHxP	52x19,5x40,5 cm	
Weight	6 Kg	6,5 Kg
Input		
Number of phases	1Ph+N	
Nominal voltage	Single-phase 230Vac	
Input voltage range	+20%/-25%	
Nominal frequency	50/60 Hz (automatic selection)	
Input frequency range	+/-5%	
Output		
Number of phases	1Ph+N	
Nominal voltage	Single-phase 230Vac	
Voltage regulation (Line mode)	AVR (Automatic Voltage Regulation)	
Voltage regulation (Battery mode)	+/-5%	
Frequency	50/60 Hz (automatic selection)	
Inverter waveform	Modified sinewave	
Overload capability	< 130%	
Transfer time	2 ms (typical)	
Battery		
Type	Lead acid, sealed, maintenance free	
Backup time (typical)	10-40 min	
Environmental specification		
Working temperature	From 0 to 40 °C (retcomended from 20 to 25 °C)	
Humidity	< 95% without condensation	
Maximum altitude	3000 m	
IP protection	IP20	
Certifications	CE (Standards: Low Voltage Directive IEC EN 62040-1; EMC Directive IEC EN 62040-2; classification IEC EN 62040-3)	

© 2020 Tecnoware Power Systems. The technical data may change without prior notice.

Available on request with input/output nominal voltage 110Vac or 120Vac and with input plug and output sockets for specific country.

High Italian Quality

TECNOManager UPS Management Software

TECNOWARE®

RoHS COMPLIANT CE

UPS EXA PLUS
1.000-1.500-2.000





1 Display LCD 2 On/Off button - Control buttons 3 5V 2.1A USB Charger 4 Output socket with blackout protection 5 Filtered output socket 6 Input socket 7 Input fuse 8 Line protection Telephone/Modem/Lan RJ11/RJ45 9 USB port

Main Specifications

- For Workstation, PC Game, Console Game, Personal Computer, Server, Local Area Networks (LAN), Home Theatre, TV, HI-FI, Fireplace heating systems (excluding Exa PLUS 1.000), Home heating system
- Silent (the fan works only in Battery Mode or boost/buck AVR mode)
- Display with Intelligent Backlighting System
- 2 USB Charger Ports (5V 2.1A)
- Automatic Voltage Regulation circuit (AVR)
- Sinewave output
- Hot Swap battery
- Output sockets with blackout protection
- Output sockets for surge protection
- UPS Management Software TecnoManager compatible with Windows, Mac OS X, Unix, Linux, etc.

Specifications

UPS Model	EXA PLUS 1.000	EXA PLUS 1.500	EXA PLUS 2.000
Code	**FGCEXAPL1000**	**FGCEXAPL1500**	**FGCEXAPL2000**
Nominal power	1.000VA	1.500 VA	2.000 VA
Active power	700 W	1.050 W	1.400 W
Power factor	0,7		
Technology	Line Interactive with stabilizer		
LCD Display	UPS status, input/output voltage, input/output frequency, load level, battery capacity, warning or fault error code. (the display backlighting is normally off, switch on only after a key is pressed)		
Cooling	Fan cooling (only in battery mode, charging mode or boost/buck AVR mode)		
Audible noise	< 12 dBA 1m (line mode) < 40 dBA 1m (when the fan is working)	< 12 dBA 1m (line mode) < 45 dBA 1m (when the fan is working)	
Dimension (UPS) WxHxD	9,9x28x28,8 cm	9,9x28x41 cm	
Dimension (with packing) WxHxD	18x37,6x37,3 cm	18x37,6x49,5 cm	
Weight	7,4 Kg	11,8 Kg	13,1Kg
Input			
Number of phases	1Ph+N		
Nominal voltage	Single-phase 230Vac		
Input voltage range	+20%/-25%		
Nominal frequency	50/60 Hz (automatic selection)		
Input frequency range	+/-5%		
Output			
Number of phases	1Ph+N		
Nominal voltage	Single-phase 230Vac		
Voltage regulation (Line mode)	AVR (Automatic Voltage Regulation)		
Voltage regulation (Battery mode)	+/-5%		
Frequency	50/60 Hz (automatic selection)		
Inverter waveform	Sinewave		
Overload capability	< 130%		
Transfer time	2 ms (typical)		
Battery			
Type	Lead acid, sealed, maintenance free		
Backup time (typical)	10-30 min		
Environmental specification			
Working temperature	From 0 to 55 °C (retcomended from 20 to 25 °C)		
Humidity	< 95% without condensation		
Maximum altitude	3000 m		
IP protection	IP20		
Certifications	CE (Standards: Low Voltage Directive IEC EN 62040-1; EMC Directive IEC EN 62040-2; classification IEC EN 62040-3)		

© 2020 Tecnoware Power Systems. The technical data may change without prior notice.

Available on request with input/output nominal voltage 110Vac or 120Vac and with input plug and output sockets for specific country.

High Italian Quality

TECNOManager UPS Management Software

TECNOWARE®

RoHS COMPLIANT CE

NEW

ON LINE

UPS EVO DSP PLUS RT PF 0,9

1.200-2.400-3.600

Together on



POWER FACTOR 0,9

Ups Evo DSP PLUS 1.200 Rack Tower PF 0,9

Ups Evo DSP MM 2.400 Rack Tower PF 0,9

Ups Evo DSP MM 3.600 Rack Tower PF 0,9

1 Input socket 2 Input Thermal protection 3 IEC320 C13 output sockets with Blackout protection 4 IEC320 C19 output socket with Blackout protection
5 USB port 6 RS232 port 7 Slot for SNMP, Dry Contact or MODBUS interface 8 EPO connector 9 Connector for additional Battery Box

Main Specifications

- For Local Area Network (LAN), Data Centers, Industrial equipment, Electromedical equipment
- Convertible format (Tower or Rack 19") with adjustable display
- Power Factor 0,9
- Rectifier realized by IGBT technology
- Compatible with Generators
- Battery charging system controlled by microprocessor
- Hot Swap Battery
- Static Bypass
- Intelligent slot for SNMP or Dry Contact card or MODBUS
- High efficiency and low operating cost
- UPS Management Software TecnoManager compatible with Windows, Mac OS X, Unix, Linux, etc.

HIGH EFFICENCY 94%

Specifications

UPS Model	EVO DSP PLUS 1.200 RACK TOWER PF 0,9	EVO DSP PLUS 2.400 RACK TOWER PF 0,9	EVO DSP PLUS 3.600 RACK TOWER PF 0,9
Code	**FGCEDP1202RTIEC**	**FGCEDP2402RTIEC**	**FGCEDP3602RTIEC**
Nominal Power	1.200 VA	2.400 VA	3.600 VA
Active power	1.080 W	2.160 W	3.240 W
Power factor	0,9		
Technology	On-Line Double Conversion transformerless (VFI-SS-111)		
Cooling	Fan cooling		
Audible noise	< 45 dBA to 1 m		
Positioning	Tower positioning or Into 19" rack (2U)		
Dimension UPS LxHxP	43,8x8,8x31 cm	43,8x8,8x41 cm	43,8x8,8x63 cm
Dimension (with packing) LxHxP	50x18x40 cm	56x18x50 cm	76x20x60 cm
Wight	12 Kg	19 Kg	29 Kg
Input			
Number of phases	1Ph+N		
Nominal voltage	208Vac/220Vac/230Vac/240Vac		
Input voltage range	110-300Vac		
Nominal frequency	50/60 Hz (selectable)		
Input frequency range (On-Line mode)	+/- 7%		
Input power factor	0,99		
Output			
Number of phases	1Ph+N		
Nominal voltage	208Vac/220Vac/230Vac/240Vac (selectable)		
Static voltage Regulation at %100 linear load (On-Line and battery mode)	±1%		
Voltage THD at rated linear load	<2% (linear load), <8% (non-linear load)		
Crest factor	3:1		
Frequency	50/60 Hz (selectable)		
Free running frequency	±0,2 Hz		
Inverter waveform	Sinewave		
Overload capability	110% only audible warning, 110-130% for 30 sec, >130% for 100 ms		
Efficiency	94%, calculated in double conversion modeto 100% load according to standard 62040-3		
Transfer time	0 ms (On-Line)		
Battery			
Type	Lead acid, sealed, maintenance free		
Backup time (Typical)	10-30 min		
Extended autonomy	-		External Battery Box (optional)
Environmental specification			
Working temperature	From 0 to 55 °C (recommended from 20 to 25 °C)		
Humidity	< 95% without condensation		
Maximum altitude	3000 m		
IP protection	IP20		
Certifications	CE (Standards: Low Voltage Directive IEC EN 62040-1; EMC Directive IEC EN 62040-2; classification IEC EN 62040-3)		

© 2020 Tecnoware Power Systems. The technical data may change without prior notice.

Accessories

Model	Code
Bypass Box for UPS RT from 1.2 KVA to 3.6 KVA	FGCBYPIEC
Dry Contact DB9 Interface	FGCEVODSDRY3
Dry Contact 9 PIN Interface	FGCEVODSDRY4

Model	Code
SNMP Internal Interface	FGCNETAG7
ModBus RS485 Interface	FGCMODBUS
Kit 2 shelves for UPS Rack Installation	FGCKITEVORT

High Italian Quality

TECNOManager UPS Management Software

TECNOWARE®

RoHS COMPLIANT CE

NEW

UPS EVO DSP PLUS RT PF 0,9

BATTERY BOX

Together on

1 Connector for the UPS Battery Box connection 2 Extra Battery Box connector 3 Power socket for the battery charger circuit
4 Thermal Fuse protecting the battery charger circuit 5 Thermal switch for battery circuit

Main Specifications

- Internal battery charger on every unit
- Units can be expanded infinitely
- Batteries with thermal circuit protection
- Easy connection to UPS
- Convertible format (Tower or Rack 19")

Specifications

Model	BATTERY BOX FOR EVO DSP PLUS 3.600 RACK TOWER PF 0,9	
Code	**FBBEDP3602RT/09**	**FBBEDP3602RT/18**
Positioning	Into Tower or 19" Rack cabinet (2U) positioning	
Dimension (Box) WxHxD	43,8x8,8x63 cm	
Dimension (with packing) WxHxD	60x24x75 cm	
Weight	30 Kg	43 Kg
Battery		
Type	Lead acid, sealed, maintenance free	
Internal Battery Charger		
Nominal input voltage	230Vac	
Nominal input frequency	50/60Hz	
Nominal charging voltage	82,2Vdc	
Max charging current	1A	
Protection		
Battery charge input	Thermal fuse	
Battery circuit	Magnetothermic switch	
Environmental specification		
Working temperature	From 0 to 55 °C (recommended from 20 to 25 °C)	
Humidity	< 95% without condensation	
Maximum altitude	3000 m	
IP protection	IP20	
Certifications	CE	

© 2020 Tecnoware Power Systems. The technical data may change without prior notice.

ON LINE

UPS EVO DSP PLUS PF 0,9
6-6.5-10

POWER FACTOR 0,9

Ups Evo DSP Plus 6.5 PF 0,9 — Ups Evo DSP Plus 6.0-10.0 PF 0,9

1 RS232 port 2 USB port 3 Slot for SNMP interface, Dry Contact or MODBUS (for EVO DSP Plus 6.5 PF 0,9 in place of USB and RS232) 4 EPO connector
5 Switch mains input 6 Input/output terminal block 7 Connector for external Battery Box 8 Manual bypass switch for maintenance

Main Specifications

- Local Area Network (LAN), Data Centers, Industrial equipment, Electromedical equipment
- Power factor 0,9
- Rectifier realized by IGBT technology
- Compatible with generators
- Battery charging system controlled by microprocessor
- Extension Back-up time by external Battery box (optional, only for EVO DSP PLUS MM 6.0-10.0 PF 0,9)
- Static and Manual Bypass (only for EVO DSP PLUS MM 6.0-10.0 PF 0,9)
- UPS Management Software TecnoManager compatible with Windows, Mac OS X, Unix, Linux, etc.

HIGH EFFICENCY 94%

Specifications

UPS Model	EVO DSP PLUS 6.5 PF 0,9	EVO DSP PLUS 6.0 PF 0,9				EVO DSP PLUS 10.0 PF 0,9			
Code	FGCEVDP6503MM	FGCEVDP6MM2/00	FGCEVDP6MM2/C	FGCEVDP6MM2/D	FGCEVDP6MM2/E	FGCEVDP10MM2/00	FGCEVDP10MM2/C	FGCEVDP10MM2/D	FGCEVDP10MM2/E
Nominal power	6.5 KVA	6 KVA				10 KVA			
Active power	5.8 KW	5.4 KW				9 KW			
Power factor	0,9								
Technology	On-Line Double Conversion transformerless (VFI-SS-111)								
Cooling	Fan cooling								
Audible noise	< 48 dBA to 1 m	< 55 dBA to 1 m				< 58 dBA to 1 m			
Dimension (UPS) WxHxD	19x57,3x36,9 cm	19x68,8x36,9 cm				19x68,8x44,2 cm			
Dimension (with packing) WxHxD	33x83,5x50,5 cm	32x92,2x51,4 cm				32x92,2x58,7 cm			
Weight	46 Kg	18 Kg	57 Kg	62 Kg	65 Kg	23 Kg	62 Kg	67 Kg	70 Kg
Input									
Number of phases	1Ph+N								
Nominal voltage	208Vac/220Vac/230Vac/240Vac								
Input voltage range	176Vac-300Vac from 50% to the 100% of loading, 110Vac-300Vac up to 50% load								
Nominal frequency	50/60 Hz (selectable)								
Input frequency range (On-Line mode)	±7%								
Input power factor	0,99								
Output									
Number of phases	1Ph+N								
Nominal voltage	208Vac/220Vac/230Vac/240Vac								
Voltage Regulation at %100 linear load (On-Line and Battery mode)	±2%								
Voltage THD at rated linear load	<3% (linear load), <5% (non-linear load)								
Crest factor	3:1								
Frequency	50/60 Hz (selectable)								
Frequency stability	±0,1 Hz								
Inverter waveform	Sinewave								
Overload capability (Line mode)	110% for 30 minutes, 130% for 5 minutes, >130% for 10 seconds								
Overload capability (Battery mode)	110% for 3 minutes, 130% for 30 seconds, >130% for 10 seconds								
Efficiency	94%, calculated in double conversion mode at 100% load to 100% load according to standard 62040-3								
Transfer time	0 ms (On-Line)								
Battery									
Type	Lead acid, sealed, maintenance free								
Installed inside	12 elements	-	16 elements			-	16 elements		
Extended autonomy	-	External Battery Box (optional)							
Environmental specification									
Working temperature	From 0 to 55 °C (recommended from 20 to 25 °C)								
Humidity	< 95% without condensation								
Maximum altitude	3000 m								
IP protection	IP20								
Certifications	CE (Standards: Low Voltage Directive IEC EN 62040-1; EMC Directive IEC EN 62040-2; classification IEC EN 62040-3)								

© 2020 Tecnoware Power Systems. The technical data may change without prior notice.

Accessories

Model	Code
Bypass Box for Evo Dsp Plus 6.0 and 10.0	FGCBYP10MM2
Dry Contact DB9 Interface	FGCEVODSDRY3
Dry Contact 9 PIN Interface	FGCEVODSDRY4

Model	Code
SNMP for Evo Dsp Plus MM	FGCNETAG7
ModBus RS485 Interface	FGCMODBUS

High Italian Quality

TECNOManager UPS Management Software

TECNOWARE®

RoHS COMPLIANT CE

UPS EVO DSP PLUS PF 0,9
BATTERY BOX

1 Thermal Fuse protecting the battery charger circuit 2 Power Socket for the battery charger circuit 3 Thermal switch for battery circuit
4 Connector for the UPS connection 5 Extra Battery Box connector

Main Specifications

- Internal battery charger on every unit
- Units can be expanded infinitely
- Batteries with thermal circuit protection
- Easy connection to UPS
- Reduced dimensions
- Easy installation and maintenance

Specifications

Model	BATTERY BOX FOR EVO DSP PLUS 6.0-10.0 PF 0,9												
Code	FBBEVDP192A/00	FBBEVDP192A/07	FBBEVDP192A/14	FBBEVDP192A/21	FBBEVDP192A/28	FBBEVDP192A/09	FBBEVDP192A/18	FBBEVDP192A/27	FBBEVDP192A/36	FBBEVDP192A/11	FBBEVDP192A/22	FBBEVDP192A/33	FBBEVDP192A/44
Box dimension WxHxD	25 x 83,3 x 80 cm												
Pack dimension WxHxD	38 x 105,8 x 96,5 cm												
Weight	49 Kg	81,4 Kg	107,8 Kg	134,2 Kg	160,6 kg	90,5 kg	126 kg	161,5 Kg	197,1 Kg	98,2 Kg	141,4 Kg	184,6 Kg	227,8 Kg
Battery													
Type	Lead acid, sealed, maintenance free												
Internal battery charger													
Nominal input voltage	230Vac												
Nominal input frequency	50/60Hz												
Nominal charging voltage	219,2Vdc												
Max charging current	Selectable	0,7A	1,4A	2,1A	2,8A	0,9A	1,8A	2,7A	3,6A	1,1A	2,2A	3,3A	4,4A
Protection													
Battery charge input	Thermal fuse												
Battery circuit	Magnetothermic switch												
Environmental specification													
Working temperature	From 0 to 55 °C (recommended from 20 to 25 °C)												
Humidity	< 95% without condensation												
Maximum altitude	3000 m												
IP protection	IP20												
Certifications	CE												

© 2020 Tecnoware Power Systems. The technical data may change without prior notice.

ON LINE

UPS EVO DSP PLUS RM PF 0,9
6-10



UPS Evo DSP Plus RM 6.0 PF 0,9



UPS Evo DSP Plus RM 10.0 PF 0,9

POWER FACTOR 0,9

1 LCD display 2 LED status light 3 Multifunction buttons 4 USB port 5 RS232 port 6 EPO connector 7 Slot for SNMP, Dry Contact or MODBUS
8 Input/output Terminal Box 9 Input network switch 10 Battery Box connector

Main Specifications

- For Local Area Network (LAN), Data Centers
- Power factor 0,9
- Rectifier realized by IGBT technology
- Compatible with Generators
- Battery charging system controlled by microprocessor
- Static Bypass
- UPS Management Software TecnoManager compatible with Windows, Mac OS X, Unix, Linux, etc.

HIGH EFFICENCY 94%

Specifications

UPS Model	EVO DSP PLUS 6.0 RACK MOUNT PF 0,9	EVO DSP PLUS 10.0 RACK MOUNT PF 0,9
Code	**FGCEVDP6MMRM/00**	**FGCEVDP10MMRM/00**
Nominal power	6 KVA	10 KVA
Active power	5,4 KW	9 KW
Power factor	0,9	
Technology	On-Line Double Conversion transformerless (VFI-SS-111)	
Cooling	Fan cooling	
Audible noise	< 48 dBA to 1 m	
Dimension (UPS) WxHxD	43,8x8,8x50 cm (2U)	43,8x13.3x58 cm (3U)
Dimension (with packing) WxHxD	59x22x71 cm	59x26x78,5 cm
Weight	15 Kg	18 Kg
Equipped with	1 serial cable, Tecnomanager software and 2 metal handle for 19" Rack cabinet mounting	
Input		
Number of phases	1Ph+N	
Nominal voltage	208Vac/220Vac/230Vac/240Vac	
Input voltage range	176Vac-300Vac from 50% to 100% load, 110Vac-300Vac from to 50% load	
Nominal frequency	50/60 Hz (selectable)	
Input frequency range On-Line mode	±7%	
Input power factor	0,99	
Output		
Number of phases	1Ph+N	
Nominal voltage	208Vac/220Vac/230Vac/240Vac	
Voltage Regulation at %100 linear load (On-Line and Battery mode)	±1%	
Voltage THD	<3% (linear load), <6% (non-linear load)	
Crest factor	3:1	
Frequency	50/60 Hz (selectable)	
Frequency stability	±0,1 Hz	
Inverter waveform	Sinewave	
Overload capability (Line mode)	110% for 10 minutes, 130% for 1 minute, >130% for 1 second	
Overload capability (Battery mode)	110% for 30 seconds, 130% for 10 seconds, >130% for 1 second	
Efficiency	94%, calculated in double conversion mode at 100% load to 100% load according to standard 62040-3	
Transfer time	0 ms (On-Line)	
Output connections	Terminal block	
Battery (fitted inside the external Battery Box)		
Batteries number	16 (inside the external Battery Box, for UPS operation)	
Battery charge time (typical)	6-8 hours	
Extended autonomy	External Battery Box (optional)	
Environmental specification		
Working temperature	Da 0 a 55 °C (recommended from 20 to 25 °C)	
Humidity	< 95% without condensation	
Maximum altitude	3000 m	
IP protection	IP20	
Certifications	CE (standards: Low Voltage Directive IEC EN 62040-1; EMC Directive IEC EN 62040-2; classification IEC EN 62040-3)	

© 2020 Tecnoware Power Systems. The technical data may change without prior notice.

Accessories

Model	Code
Bypass Box for Evo Dsp Plus Rack Mount 6.0 and 10.0	FGCBYP10MMRM
Dry Contact DB9 Interface	FGCEVODSDRY3
Dry Contact 9 PIN Interface	FGCEVODSDRY4
SNMP for Ups Evo Dsp Plus	FGCNETAG7
ModBus RS485 Interface	FGCMODBUS
Kit 2 shelves for UPS Rack Installation	FGCKITEVORT

High Italian Quality

TECNOManager UPS Management Software

TECNOWARE®

RoHS COMPLIANT CE

UPS EVO DSP PLUS RM PF 0,9
BATTERY BOX

1 Thermal protection for battery charger circuit 2 Power socket for the battery charger circuit 3 Thermal switch for battery circuit
4 Connector for the UPS connection 5 Extra Battery Box connector

Main Specifications

- Internal battery charger on every unit
- Units can be expanded infinitely
- Batteries with thermal circuit protection
- Easy connection to UPS
- Hot Swap batteries
- Rack format 19", height 3U
- Packaging containing separate Battery Box and Battery Pack

Specifications

Model	BATTERY BOX FOR EVO DSP PLUS 6.0-10.0 RACK MOUNT PF 0,9			
Code	**FBBEVDR192/00**	**FBBEVDR192/07**	**FBBEVDR192/09**	**FBBEVDR192/11**
Box dimension WxHxD	43,8 x 13,3 x 66,8 cm (3U)			
Pack dimension WxHxD	59 x 26 x 87,5 cm			
Weight	10 Kg	49 Kg	53 Kg	56 Kg
Battery				
Type	Lead acid, sealed, maintenance free			
Internal battery charger				
Nominal input voltage	230Vac			
Nominal input frequency	50/60Hz			
Nominal voltage	219Vdc			
Max charging current	Selectable	0,7A	0,9A	1,1A
Protection				
Battery charge input	Thermal fuse			
Battery circuit	Magnetothermic switch			
Environmental specification				
Working temperature	From 0 to 55 °C (recommended from 20 to 25 °C)			
Humidity	< 95% without condensation			
Maximum altitude	3000 m			
IP protection	IP20			
Certifications	CE			

© 2020 Tecnoware Power Systems. The technical data may change without prior notice.

Easy installation

The Battery Box and Battery Pack are supplied separately in the packaging for an easy installation.

So the total weight is divided into several parts, making it easier to install.

A single operator can easily install the Battery Box inside the UPS and then the battery pack.

High Italian Quality

TECNOWARE®

RoHS COMPLIANT CE

ON LINE

EVO DSP PLUS MODULAR PF 1
20-300

LOCAL AREA NETWORK

DATA CENTER

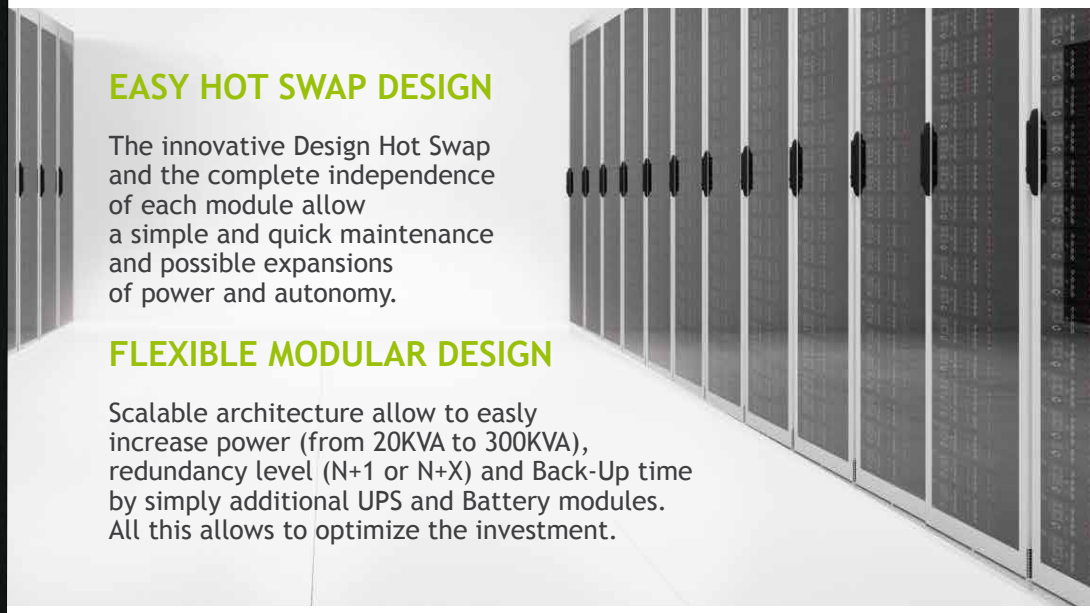

EASY HOT SWAP DESIGN

The innovative Design Hot Swap and the complete independence of each module allow a simple and quick maintenance and possible expansions of power and autonomy.

FLEXIBLE MODULAR DESIGN

Scalable architecture allow to easly increase power (from 20KVA to 300KVA), redundancy level (N+1 or N+X) and Back-Up time by simply additional UPS and Battery modules. All this allows to optimize the investment.

NO-DOWNTIME SYSTEM

The Redundance configuration and Hot Swap Design ensure always full power also in case of failure and replacement of module or scheduled maintenance. All this features guarantee low MTTR (Mean Time To Repair)



1- 10” touch LCD display
2- Input / Output, Maintenance Bypass, Breakers
3- STS Module Includes Communication Ports
4- Power Module
5- Battery Module

POWER FACTOR 1

HIGH EFFICENCY 96,5%

- For Data Centers, Local Area Network (LAN), Industrial equipment, Electromedical equipment
- 10” touch LCD display
- Compatible with Generators
- Power Factor 1
- Frequency converter
- Shared Battery Modules
- Battery module up to 120 KVa conteined in the same cabinet
- High MTBF and low MTTR
- UPS Management Software TecnoManager compatible with Windows, Mac OS X, Unix, Linux, etc.

Ease of installation and maintenance

Built-in maintenance bypass assures continuous power to critical loads during UPS maintenance.

Easy installation and maintenance, panel control and connectors with frontal accessibility.

High Italian Quality

TECNOManager UPS Management Software

TECNOWARE®

RoHS COMPLIANT CE

EVO DSP PLUS MODULAR PF 1
20-300

FLEXIBLE BACK-UP TIME CONFIGURATION

Battery box with scalable architecture
and Hot Swap design to increase Back-Up time
and for easy battery maintenance.

Battery Module

REDUNDANT POWER SUPPLY IN STS

NO RISK OF SHUTDOWN

	MODULE for UPS EVO DSP PLUS MODULAR HE	
Code	**FGCEVDPM20TT**	**FGCEVDPM30TT**
Power module capacity	20KVA	30KVA
Dimensions WxHxD	44x13,2x65 cm (3U)	
Input		
Nominal Voltage	360Vac/380Vac/400Vac/415Vac (3Ph+N)	
Output		
Nominal Voltage	360Vac/380Vac/400Vac/415Vac (3Ph+N)	
Battery		
Nominal Voltage	+/- 240Vdc (12Vdc x 40 pz)	
Maximum Charging Current	6A	8A

30KVA UPS Module

20KVA UPS Module

Configuration

	CABINET UPS EVO DSP PLUS MODULAR HE (Module 20/30 KVA)					
Code	**FGCEVDPM30B90K**	**FGCEVDPM30B120K**	**FGCEVDPM30B180K**	**FGCEVDPM42B120K**	**FGCEVDPM42B210K**	**FGCEVDPM42B300K**
Height	30U	30U	30U	42U	42U	42U
STS Capacity	90KVA	120KVA	180KVA	120KVA	210KVA	300KVA
Type of installable UPS Module	30KVA or 20KVA					
Max. number of installable UPS Module	3	4	6	4	8	10
Battery Modules layers (4 Battery Modules each layer)	3 (12 Modules)	-	-	5 (20 Modules)	-	-
Max. capacity of installing 20KVA Module	60KVA	80KVA	120KVA	80KVA	160KVA	200KVA
Max. capacity of installing 30KVA Module	90KVA	120KVA	180KVA	120KVA	210KVA (If installed with 8 pcs, 1 is for redundancy)	300KVA

10” touch LCD display

PARALLELABLE SYSTEM

	CABINET UPS EVO DSP PLUS MODULAR HE (Module 20 KVA)		
Code	**FGCEVDPM30A80K**	**FGCEVDPM30A120K**	**FGCEVDPM42A200K**
Height	30U	30U	42U
STS Capacity	80KVA	120KVA	200KVA
Type of installable UPS Module	20KVA		
Max. number of installable UPS Module	4	6	10
Battery Modules layers (4 Battery Modules each layer)	-		
Max. capacity of installing HV 20KVA Module	80KVA	120KVA	200KVA

© 2020 Tecnoware Power Systems. The technical data may change without prior notice.

High Italian Quality

TECNOWARE®

RoHS COMPLIANT CE

ON LINE

UPS EVO DSP PLUS TM PF 0,9

10-15-20

POWER FACTOR 0,9

Ups Evo DSP Plus 10.0-15.0 TM PF 0,9 Ups Evo DSP Plus 20.0 TM PF 0,9

1 RS232 port 2 USB port 3 EPO connector 4 Slot for SNMP interface or Dry Contact or MODBUS 5 Connector for external Battery Box
6 Manual bypass switch for maintenance 7 Input voltage switch 8 Input/output terminal box

Main Specifications

- Local Area Network (LAN), Data Centers, Industrial equipment, Electromedical equipment
- Power factor 0,9
- Rectifier realized by IGBT technology
- Compatible with Generators
- Battery recharge system managed by microprocessor
- Static and manual bypass
- UPS Management Software TecnoManager compatible with Windows, Mac OS X, Unix, Linux, etc.

HIGH EFFICENCY 94%

Specifications

UPS Model	EVO DSP PLUS TM 10.0-15.0-20.0 PF 0,9									
Code	FGCEVDP10TM2/00	FGCEVDP10TM2/C	FGCEVDP10TM2/D	FGCEVDP10TM2/E	FGCEVDP15TM2/00	FGCEVDP15TM2/D	FGCEVDP15TM2/E	FGCEVDP20TM2/00	FGCEVDP20TM2/2D	FGCEVDP20TM2/2E
Nominal power	10 KVA				15 KVA			20 KVA		
Power factor	9 KW				13,5 KW			18 KW		
Fattore di Potenza	0,9									
Technology	On-Line Double Conversion transformerless (VFI-SS-111)									
Cooling	Fan cooling									
Dimension (UPS) WxHxD	19x68,8x44,2 cm							25x82,6x81,5 cm		
Dimension (with packing) WxHxD	32x92,2x58,7 cm							48x106x96 cm		
Weight	25 Kg	63 Kg	68 Kg	72 Kg	26 Kg	69 Kg	73Kg	48 Kg	135 Kg	140 Kg
Input										
Number of phases	3Ph+N									
Nominal voltage (Ph-F)	360Vac/380Vac/400Vac/415Vac									
Nominal voltage (Ph-N)	208Vac/220Vac/230Vac/240Vac									
Input voltage range (Ph-N)	176Vac-300Vac to 100% load, 110Vac-300Vac to 50% load									
Nominal frequency	50/60 Hz									
Input frequency range On-Line mode	±7%									
Input current harmonic distortion (THDi)	≤4%									
Input power factor	0,99									
Output										
Number of phases	1Ph+N									
Nominal voltage	208Vac/220Vac/230Vac/240Vac									
Voltage Regulation (On-Line and Battery mode)	±1%									
Voltage THD at rated linear load	<3% (linear load) - <5% (distorting load)									
Crest factor	3:1									
Frequency	50/60 Hz									
Frequency stability	±0,1 Hz									
Inverter waveform	Sinewave									
Overload capability (On-line mode)	110% for 30 minutes, 130% for 5 minutes, >130% for 1 second				110% for 15 minutes, 130% for 30 seconds, >130% for 1 second			110% for 5 minutes, 130% for 1 seconds, >130% istant		
Overload capability (Battery mode)	110% for 3 minutes, 130% for 30 seconds, >130% for 1 second				110% for 1 minute, 130% for 5 seconds, >130% for istant			110% for 1 minute, 130% for 1 seconds, >130% istant		
Efficiency	94%, calculated in double conversion mode at 100% load to 100% load according to standard 62040-3									
Transfer time	0 ms (On-Line)									
Battery										
Type	Lead acid, sealed, maintenance free									
Installed inside	-	16 elements			-	16 elements		-	32 elements	
Extended autonomy	External Battery Box (optional)									
Environmental specification										
Working temperature	From 0 to 55 °C (recommended from 20 to 25 °C, for longer battery life)									
Humidity	< 95% without condensation									
Maximum altitude	3000 m									
IP protection	IP20									
Certifications	CE (Norme di riferimento: sicurezza IEC EN 62040-1; EMC IEC EN 62040-2; classificazione IEC EN 62040-3)									

© 2020 Tecnoware Power Systems. The technical data may change without prior notice.

Accessories

Model	Code
Internal SNMP for Evo Dsp Plus	FGCNETAG7
ModBus RS485 Interface	FGCMODBUS

Model	Code
Dry Contact DB9 Interface	FGCEVODSDRY3
Dry Contact 9 PIN Interface	FGCEVODSDRY4

High Italian Quality

TECNOManager UPS Management Software

TECNOWARE®

RoHS COMPLIANT CE

UPS EVO DSP PLUS TM PF 0,9
BATTERY BOX

1 Thermal Fuse protecting the battery charger circuit 2 Power Socket for the battery charger circuit 3 Thermal switch for battery circuit
4 Connector for the Battery Box UPS connection 5 Extra Battery Box connector

Main Specifications

- Internal battery charger on every unit
- Units can be expanded infinitely
- Batteries with thermal circuit protection
- Easy connection to UPS
- Reduced dimensions
- Easy installation and maintenance

Specifications

Modello	**BATTERY BOX FOR EVO DSP PLUS TM 10.0-15.0-20.0 PF 0,9**												
Code	FBBEVDP192B/00	FBBEVDP192B/07	FBBEVDP192B/14	FBBEVDP192B/21	FBBEVDP192B/28	FBBEVDP192B/09	FBBEVDP192B/18	FBBEVDP192B/27	FBBEVDP192B/36	FBBEVDP192B/11	FBBEVDP192B/22	FBBEVDP192B/33	FBBEVDP192B/44
Box dimension WxHxD	25 x 83,3 x 80 cm												
Pack dimension WxHxD	38 x 105,8 x 96,5 cm												
Weight	49 Kg	81,4 Kg	107,8 Kg	134,2 Kg	160,6 kg	90,5 kg	126 kg	161,5 Kg	197,1 Kg	98,2 Kg	141,4 Kg	184,6 Kg	227,8 Kg
Battery													
Type	Lead acid, sealed, maintenance free												
Internal battery charger													
Nominal input voltage	230Vac												
Nominal input frequency	50/60Hz												
Nominal charging voltage	219,2Vdc												
Max charging current	Selectable	0,7A	1,4A	2,1A	2,8A	0,9A	1,8A	2,7A	3,6A	1,1A	2,2A	3,3A	4,4A
Protection													
Battery charge input	Thermal fuse												
Battery circuit	Magnetothermic switch												
Environmental specification													
Working temperature	From 0 to 55 °C (recommended from 20 to 25 °C)												
Humidity	< 95% without condensation												
Maximum altitude	3000 m												
IP protection	IP20												
Certifications	CE												

© 2020 Tecnoware Power Systems. The technical data may change without prior notice.

ON LINE

UPS EVO DSP PLUS TT PF 0,9
10-20-30

POWER FACTOR 0,9

1 RS232 port 2 USB port 3 EPO connector 4 Parallel interface (optional) 5 Slot for SNMP interface, Dry Contact or MODBUS
6 Manual bypass switch for maintenance 7 Input voltage switch 8 Connector for external Battery Box 9 Input/output terminal box

Main Specifications

- Local Area Network (LAN), Data Centers, Industrial equipment, Electromedical equipment
- Power factor 0,9
- Rectifier realized by IGBT technology
- Compatible with Generators
- Battery recharge system managed by microprocessor
- Static and manual bypass
- Expandable up to 3 units in parallel
- UPS Management Software TecnoManager compatible with Windows, Mac OS X, Unix, Linux, etc.

HIGH EFFICENCY 94%

Specifications

UPS Model	EVO DSP PLUS TT 10.0-20.0-30.0 PF 0,9										
Code	FGCEVDP10TT/00	FGCEVDP10TT/C FGCEVDP10TT/2C	FGCEVDP10TT/D FGCEVDP10TT/2D	FGCEVDP10TT/E FGCEVDP10TT/2E	FGCEVDP20TT/00	FGCEVDP20TT/2C	FGCEVDP20TT/2D	FGCEVDP20TT/2E	FGCEVDP30TT/00	FGCEVDP30TT/3D	FGCEVDP30TT/3E
Nominal power	10 KVA				20 KVA				30 KVA		
Active power	9 KW				18 KW				27 KW		
Power factor	0,9										
Technology	On-Line Double Conversion transformerless (VFI-SS-111)										
Cooling	Fan cooling										
Dimension (UPS) WxHxD	25x82,6x81,5 cm								30x100x81,5 cm		
Dimension (with packing) WxHxD	38,5x102,5x92 cm								38,5x120,5x92 cm		
Weight	38 Kg	84 Kg 130 Kg	90 Kg 142 Kg	94 Kg 150 Kg	42 Kg	134 Kg	146 Kg	154 Kg	52 Kg	211 Kg	220 Kg
Input											
Number of phases	3Ph+N										
Nominal voltage	360Vac/380Vac/400Vac/415Vac										
Nominal voltage (Ph-N)	208Vac/220Vac/230Vac/240Vac										
Input voltage range (Ph-N)	176Vac-276Vac to 100% load, 110Vac-300Vac to 50% load										
Nominal frequency	50/60 Hz										
Input frequency range On-Line mode	46-54 Hz o 56-64 Hz										
Input current harmonic distortion (THDi)	≤4%										
Input power factor	0,99										
Output											
Number of phases	3Ph+N										
Nominal voltage	360Vac/380Vac/400Vac/415Vac (F-N: 208Vac/220Vac/230Vac/240Vac)										
Voltage Regulation (On-Line and Battery mode)	±1%										
Voltage THD at rated linear load	<2% (linear load) - <5% (distorting load)										
Crest factor	3:1										
Frequency	50/60 Hz										
Frequency stability	±0,1 Hz										
Inverter waveform	Sinewave										
Overload capability (On-line mode)	110% for 60 minutes, 130% for 10 minutes, >150% for 1 second										
Overload capability (Battery mode)	110% for 60 minutes, 130% for 10 minutes, >150% for 1 second										
Efficiency	94%, calculated in double conversion mode at 100% load to 100% load according to standard 62040-3										
Transfer time	0 ms (On-Line)										
Battery											
Type	Lead acid, sealed, maintenance free										
Installed inside	-	20 elements 40 elements			-	40 elements			-	60 elements	
External Battery Box	See page Battery Box										
Environmental specification											
Working temperature	From 0 to 55 °C (recommended from 20 to 25 °C, for longer battery life)										
Humidity	< 95% without condensation										
Maximum altitude	3000 m										
IP protection	IP20										
Certifications	CE (Standards: Low Voltage Directive IEC EN 62040-1; EMC Directive IEC EN 62040-2; classification IEC EN 62040-3)										

© 2020 Tecnoware Power Systems. The technical data may change without prior notice.

Accessories

Model	Code
Parall. Kit for EDP TT 10 KVA	FGCKITPAREVDP3
Parall. Kit for EDP TT 20 KVA	FGCKITPAREVDP4
Parall. Kit for EDP TT 30 KVA	FGCKITPAREVDP5
Internal SNMP Interface	FGCNETAG7

Model	Code
ModBus RS485 Interface	FGCMODBUS
Dry Contact DB9 Interface	FGCEVODSDRY3
Dry Contact 9 PIN Interface	FGCEVODSDRY4
Three-phase isolation Trans. 10 KVA star/star	FGCIT10KSST
Three-phase isolation Trans. 10 KVA delta/star	FGCIT10KTST

Model	Code
Three-phase isolation Trans. 20 KVA star/star	FGCIT20KSST
Three-phase isolation Trans. 20 KVA delta/star	FGCIT20KTST
Three-phase isolation Trans. 30 KVA star/star	FGCIT30KSST
Three-phase isolation Trans. 30 KVA delta/star	FGCIT30KTST

High Italian Quality

TECNOManager UPS Management Software

TECNOWARE®

RoHS COMPLIANT CE

UPS EVO DSP PLUS TT PF 0,9
BATTERY BOX

1 Thermal Fuse protecting the battery charger circuit 2 Power Socket for the battery charger circuit 3 Thermal switch for battery circuit
4 Connector for the UPS Battery Box connector 5 Connector for extra Battery Box connector

Main Specifications

- Internal battery charger on every unit
- Units can be expanded infinitely
- Batteries with thermal circuit protection
- Easy connection to UPS
- Reduced dimensions
- Easy installation and maintenance

Specifications

Model	BATTERY BOX FOR EVO DSP PLUS TT 10.0-20.0-30.0 PF 0,9									
Code	FBBEVDP240/00	FBBEVDP240/07	FBBEVDP240/14	FBBEVDP240/21	FBBEVDP240/09	FBBEVDP240/18	FBBEVDP240/27	FBBEVDP240/11	FBBEVDP240/22	FBBEVDP240/33
Box dimension WxHxD	25 x 57 x 79,5 cm									
Pack dimension WxHxD	38 x 79,5 x 96 cm									
Weight	35 Kg	85 Kg	125 Kg	165 Kg	90 kg	135 kg	185 kg	95 Kg	145 Kg	195 Kg
Battery										
Type	Lead acid, sealed, maintenance free									
Internal battery charger										
Nominal input voltage	230Vac									
Nominal input frequency	50/60Hz									
Nominal charging voltage	274Vdc									
Max charging current	Selectable	0,7 A	1,4A	2,1A	0,9A	1,8A	2,7A	1,1A	2,2A	3,3A
Protection										
Battery charge input	Thermal fuse									
Battery circuit	Magnetothermic switch									
Environmental specification										
Working temperature	From 0 to 55 °C (recommended from 20 to 25 °C)									
Humidity	< 95% without condensation									
Maximum altitude	3000 mx									
IP protection	IP20									
Certifications	CE									

© 2020 Tecnoware Power Systems. The technical data may change without prior notice.

Main Specifications

- Front door for access to battery compartments
- Removable side panels
- Isolator fuse protecting the battery circuit
- Easy maintenance

Specifications

Model	BATTERY BOOR EVO DSP PLUS TT 10.0-20.0-30.0 PF 0,9							
Code	FBBEP240B/00	FBBEP240B/40	FBBEP240B/65	FBBEP240B/80	FBBEP240B/100	FBBEP240B/120	FBBEP240C/00	FBBEP240C/150
Dimension (Box) WxHxD	61 x 140 x 88 cm						81 x 190 x 98 cm	
Dimension (with packing) WxHxD	74 x 162,5 x 104,5 cm						94 x 212,5 x 114,5 cm	
Weight	175 kg	420 kg	560 kg	625 kg	755 kg	785 kg	285 kg	1.155 kg
Equipped with	Battery cable to connect UPS to Battery Box							
Battery								
Type	Lead acid, sealed, maintenance free							
Protection								
Battery circuit	Disconnector							
Environmental specification								
Working temperature	From 0 to 55 °C (recommended from 20 to 25 °C)							
Humidity	< 95% without condensation							
Maximum altitude	3000 m							
IP protection	IP20							
Certifications	CE							

© 2020 Tecnoware Power Systems. The technical data may change without prior notice.

High Italian Quality

TECNOWARE®

RoHS COMPLIANT CE

ON LINE

UPS EVO DSP PLUS TT PF 0,9 40

POWER FACTOR 0,9

1 RS232 port 2 USB port 3 EPO connector 4 Interface for parallel connection 5 Slot for SNMP interface, Dry Contact or MODBUS 6 Bypass switch Input 7 Manual bypass switch for maintenance 8 Exit switch 9 Input switch 10 Connector for external Battery Box 11 Input/output terminal box

Main Specifications

- Local Area Networks (LAN), Data Centers, Industrial equipment, Electromedical equipment
- Power factor 0,9
- Rectifier realized by IGBT technology
- Compatible with Generators
- Battery charging system controlled by microprocessor
- Static and manual bypass
- Expandable up to 3 units in parallel
- UPS Management Software TecnoManager compatible with Windows, Mac OS X, Unix, Linux, etc.

HIGH EFFICENCY 94%

Specifications

UPS Model	EVO DSP PLUS TT 40.0 PF 0,9		
Code	FGCEVDP40TT/00	FGCEVDP40TT/2D	FGCEVDP40TT/2E
Nominal power	40 KVA		
Active power	36 KW		
Power factor	0,9		
Technology	On-Line Double Conversion transformerless (VFI-SS-111)		
Cooling	Fan cooling		
Dimension (UPS) WxHxD	30x100x81,5cm		
Dimension (with packing) WxHxD	43x123,5x95,3cm		
Weight	58 Kg	231 Kg	244 Kg
Input			
Number of phases	3Ph+N		
Nominal voltage	360Vac/380Vac/400Vac/415Vac		
Nominal voltage (Ph-N)	208Vac/220Vac/230Vac/240Vac		
Input voltage range (Ph-N)	176Vac-276Vac to 100% load, 110Vac-300Vac to 50% load		
Nominal frequency	50/60 Hz		
Input frequency range On-Line mode	±7%		
Input current harmonic distortion THDi	<9% to 50% load, <6% to 100% load		
Input power factor	0,99		
Output			
Number of phases	3Ph+N		
Nominal voltage	360Vac/380Vac/400Vac/415Vac (F-N: 208Vac/220Vac/230Vac/240Vac)		
Voltage Regulation (On-Line and Battery mode)	±1%		
Voltage THD at rated linear load	<2% (linear load) - <5% (non-linear load)		
Crest factor	3:1		
Frequency	50/60 Hz		
Frequency stability	±0,1 Hz		
Inverter waveform	Sinusoidale		
Overload capability (On-Line mode)	110% for 10 minutes, 130% for 1 minute, >130% for 1 second		
Overload capability (Battery mode)	110% for 30 seconds, 130% for 10 seconds, >130% for 1 second		
Efficiency	94%, calculated in double conversion mode at 100% load according to standard 62040-3		
Transfer time	0 ms (On-Line)		
Battery			
Type	Lead acid, sealed, maintenance free		
Installed inside	-	64 elements	
External Battery Box	See page Battery Box		
Environmental specification			
Working temperature	From 0 to 55 °C (recommended from 20 to 25 °C)		
Humidity	< 95% without condensation		
Maximum altitude	3000 m		
IP protection	IP20		
Certifications	CE (Standards: Low Voltage Directive IEC EN 62040-1; EMC Directive IEC EN 62040-2; classification IEC EN 62040-3)		

© 2020 Tecnoware Power Systems. The technical data may change without prior notice.

Accessories

Model	Code
Parallel Kit for Evo Dsp Plus TT 40 KVA	FGCKITPAREVDP6
Internal SNMP Interface	FGCNETAG7
Dry Contact DB9 Interface	FGCEVODSDRY3
Dry Contact 9 PIN Interface	FGCEVODSDRY4

Model	Code
ModBus RS485 Interface	FGCMODBUS
Three-phase isolation Trans. 40 KVA star/star	FGCIT40KSST
Three-phase isolation Trans. 40 KVA delta/star	FGCIT40KTST

High Italian Quality

TECNOManager UPS Management Software

TECNOWARE®

RoHS COMPLIANT CE

UPS EVO DSP PLUS TT PF 0,9

BATTERY BOX

1 Thermal Fuse protecting the battery charger circuit 2 Power Socket for the battery charger circuit 3 Thermal switch for battery circuit
4 Connector for the UPS connection 5 Extra Battery Box connector

Main Specifications

- Internal battery charger on every unit
- Units can be expanded infinitely
- Batteries with thermal circuit protection
- Easy connection to UPS
- Reduced dimensions
- Easy installation and maintenance

Specifications

Model	BATTERY BOX FOR EVO DSP PLUS TT 40.0 PF 0,9				
Code	FBBEVDP384A/00	FBBEVDP384A/09	FBBEVDP384A/18	FBBEVDP384A/11	FBBEVDP384A/22
Box dimension WxHxD	25 x 83,3 x 80 cm				
Pack dimension WxHxD	38 x 105,8 x 96,5 cm				
Weight	50 Kg	126,4 Kg	197,08 kg	141,4 kg	227,8 kg
Battery					
Type	Lead acid, sealed, maintenance free				
Internal battery charger					
Nominal input voltage	230Vac				
Nominal input frequency	50/60Hz				
Nominal charging voltage	± 219,2 Vdc				
Max charging current	Selectable	0,9 A	1,8 A	1,1 A	2,2 A
Protection					
Battery charge input	Thermal fuse				
Battery circuit	Magnetothermic switch				
Environmental specification					
Working temperature	From 0 to 55 °C (recommended from 20 to 25 °C)				
Humidity	< 95% without condensation				
Maximum altitude	3000 m				
IP protection	IP20				
Certifications	CE				

© 2020 Tecnoware Power Systems. The technical data may change without prior notice.

Main Specifications

- Front door for access to battery compartments
- Removable side panels
- Isolator fuse protecting the battery circuit
- Easy maintenance

Specifications

Model	BATTERY BOX FOR EVO DSP PLUS TT 40.0 PF 0,9											
Code	FBBEP384B/00	FBBEP384B/24	FBBEP384B/40	FBBEP384C/00	FBBEP384C/65	FBBEP384C/80	FBBEP384D/00	FBBEP384D/100	FBBEP384D/120	FBBEP384E/00	FBBEP384E/140	FBBEP384E/200
Dimension (Box) WxHxD	61 x 140 x 68 cm			81 x 140 x 88 cm			81 x 190 x 98 cm			121 x 190 x 98 cm		
Dimension (with packing) WxHxD	74 x 162,5 x 84,5 cm			94 x 162,5 x 104,5 cm			94 x 212,5 x 114,5 cm			134x 212,5 x 114,5 cm		
Weight	150 Kg	380 Kg	770 kg	205 Kg	820 kg	950 kg	285 Kg	1.250 kg	1.260 kg	350 Kg	1.670 kg	2.240 kg
Equipped with	Battery cable to connect UPS to Battery Box											
Battery												
Type	Lead acid, sealed, maintenance free											
Protection												
Battery circuit	Disconnector											
Environmental specification												
Working temperature	From 0 to 55 °C (recommended from 20 to 25 °C)											
Humidity	< 95% without condensation											
Maximum altitude	3000 m											
IP protection	IP20											
Certifications	CE											

© 2020 Tecnoware Power Systems. The technical data may change without prior notice.

High Italian Quality

TECNOWARE®

RoHS COMPLIANT CE

ON LINE

UPS EVO DSP PLUS TT PF 0,9
60-80

POWER FACTOR 0,9

Main Specifications

- For Local Area Network (LAN), Data Centers, Industrial equipment, Electromedical equipment
- Power factor 0,9
- Rectifier by IGBT
- Compatible with Generators
- Battery charging system controlled by microprocessor
- Static and manual bypass
- Expandable up to 3 units in parallel
- UPS Management Software TecnoManager compatible with Windows, Mac OS X, Unix, Linux, etc.

HIGH EFFICENCY 94%

Specifications

UPS Model	EVO DSP PLUS TT 60.0-80.0 PF 0,9	
Code	FGCEVDP60TT/00	FGCEVDP80TT/00
Nominal power	60 KVA	80 KVA
Active power	54 KW	72 KW
Power factor	0,9	
Technology	On-Line Double Conversion transformerless (VFI-SS-111)	
Cooling	Fan cooling	
Dimension (UPS) WxHxD	36x101x79cm	
Dimension (with packing) WxHxD	49x124,4x92,8cm	
Weight	108 Kg	113 Kg
Input		
Number of phases	3Ph+N	
Nominal voltage	360Vac/380Vac/400Vac/415Vac	
Nominal voltage (Ph-N)	208Vac/220Vac/230Vac/240Vac	
Input voltage range (Ph-N)	176Vac-276Vac to 100% load, 110Vac-300Vac to 50% load	
Nominal frequency	50/60 Hz	
Input frequency range On-Line mode	±7%	
Input current harmonic distortion (THDi)	<4%	
Input power factor	0,99	
Output		
Number of phases	3Ph+N	
Nominal voltage	360Vac/380Vac/400Vac/415Vac (F-N: 208Vac/220Vac/230Vac/240Vac)	
Voltage Regulation (On-Line and Battery mode)	±1%	
Voltage THD at rated linear load	<2% (linear load) - <5% (non-linear load)	
Crest factor	3:1	
Frequency	50/60 Hz	
Frequency stability	±0,1 Hz	
Inverter waveform	Sinewave	
Overload capability (On-Line mode)	110% per 10 minutes, 130% per 1 minute, >130% per 1 second	
Overload capability (Battery mode)	110% per 30 seconds, 130% per 10 seconds, >130% per 1 second	
Efficiency	94%, calculated in double conversion mode at 100% load according to standard 62040-3	
Transfer time	0 ms (On-Line)	
Battery (fitted inside the external Battery Box)		
Type	Lead acid, sealed, maintenance free	
External Battery Box	See page Battery Box	
Environmental specification		
Working temperature	From 0 to 55 °C (recommended from 20 to 25 °C)	
Humidity	< 95% without condensation	
Maximum altitude	3000 m	
IP protection	IP20	
Certifications	CE (Standards: Low Voltage Directive IEC EN 62040-1; EMC Directive IEC EN 62040-2; classification IEC EN 62040-3)	

© 2020 Tecnoware Power Systems. The technical data may change without prior notice.

Accessories

Model	Code
Parallel Kit for Evo Dsp Plus TT 60 KVA	FGCKITPAREVDP7
Parallel Kit for Evo Dsp Plus TT 80 KVA	FGCKITPAREVDP8
Internal SNMP Interface	FGCNETAG7
MODBUS RS485 Interface	FGCMODBUS
Dry Contact DB9 Interface	FGCEVODSDRY3

Model	Code
Dry Contact 9 PIN Interface	FGCEVODSDRY4
Three-phase isolating transformer 60 KVA star/star	FGCIT60KSST
Three-phase isolating transformer 60 KVA delta/star	FGCIT60KTST
Three-phase isolating transformer 80 KVA star/star	FGCIT80KSST
Three-phase isolating transformer 80 KVA delta/star	FGCIT80KTST

High Italian Quality

TECNOManager UPS Management Software

TECNOWARE®

RoHS COMPLIANT CE

UPS EVO DSP PLUS TT PF 0,9

BATTERY BOX

Main Specifications

- Front door for access to battery compartments
- Removable side panels
- Isolator fuse protecting the battery circuit
- Easy maintenance

Specifications

Model	BATTERY BOX FOR EVO DSP PLUS TT 60.0-80.0 PF 0,9											
Code	FBBEP384B/00	FBBEP384B/24	FBBEP384B/40	FBBEP384C/00	FBBEP384C/65	FBBEP384C/80	FBBEP384D/00	FBBEP384D/100	FBBEP384D/120	FBBEP384E/00	FBBEP384E/140	FBBEP384E/200
Dimension (Box) WxHxD	61 x 140 x 68 cm			81 x 140 x 88 cm			81 x 190 x 98 cm			121 x 190 x 98 cm		
Dimension (with packing) WxHxD	74 x 162,5 x 84,5 cm			94 x 162,5 x 104,5 cm			94 x 212,5 x 114,5 cm			134x 212,5 x 114,5 cm		
Weight	150 Kg	380 Kg	770 kg	205 Kg	820 kg	950 kg	285 Kg	1.250 kg	1.260 kg	350 Kg	1.670 kg	2.240 kg
Equipped with	Battery cable to connect UPS to Battery Box											
Battery												
Type	Lead acid, sealed, maintenance free											
Protection												
Battery circuit	Disconnector											
Environmental specification												
Working temperature	From 0 to 55 °C (recommended from 20 to 25 °C)											
Humidity	< 95% without condensation											
Maximum altitude	3000 m											
IP protection	IP20											
Certifications	CE											

© 2020 Tecnoware Power Systems. The technical data may change without prior notice.

ON LINE

UPS EVO DSP PLUS TT PF 0,9

100-120-160-200

Ups Evo DSP
Plus TT 100.0-120.0 PF 0,9

Ups Evo DSP
Plus TT 160.0-200.0 PF 0,9

INTERNAL MODULE WITH REDUNDANT FUNCTION (not hot swappable)

(UPS reduces the power if one module fails)

POWER FACTOR 0,9

DISPLAY **LCD 10"** touch color

Main Specifications

- For Local Area Network (LAN), Data Centers, Industrial equipment, Electromedical equipment
- Touch color LCD display
- Power factor 0,9
- Rectifier by IGBT
- Compatible with Generators
- Modular internal structure for easy and quick maintenance
- Internal modules with redundant function (not hot swappable - UPS reduces the power if one module fails)
- Battery Recharge System managed by Microprocessor
- Static and Manual Bypass
- Expandable up to 2 units in parallel
- UPS Management Software TecnoManager compatible with Windows, Mac OS X, Unix, Linux, etc.

HIGH EFFICENCY 94%

Specifications

UPS Model	EVO DSP PLUS TT 100.0 PF 0,9	EVO DSP PLUS TT 120.0 PF 0,9	EVO DSP PLUS TT 160.0 PF 0,9	EVO DSP PLUS TT 200.0 PF 0,9
Code	**FGCEVDP100TT/00**	**FGCEVDP120TT/00**	**FGCEVDP160TT/00**	**FGCEVDP200TT/00**
Nominal Power	100 KVA	120 KVA	160 KVA	200 KVA
Active Power	90 KW	108 KW	144 KW	180 KW
Power Factor	0,9			
Technology	On-Line Double Conversion transformerless (VFI-SS-111)			
Cooling	Fan cooling			
Dimension (UPS) WxHxD	56,7x101,5x94 cm		56,7x145,2x104 cm	
Dimension (with packing) WxHxD	69,7x124,9x107,8 cm		69,7x168,6x117,8 cm	
Weight	197 Kg	232 Kg	309 Kg	343 Kg
Input				
Number of phases	3Ph+N			
Nominal voltage	380Vac/400Vac/415Vac			
Input voltage range (Ph-N)	176Vac-276Vac to 100% load, 120Vac-276Vac to 70% load			
Nominal frequency	50/60 Hz			
Input frequency range On-Line mode	±10%			
Input current harmonic distortion (THDi)	≤4%			
Input power factor	0,99			
Output				
Number of phases	3Ph+N			
Nominal voltage	380Vac/400Vac/415Vac			
Voltage Regulation (On-Line and Battery mode)	±1%			
Voltage THD at rated linear load	<2% (con carico lineare)			
Crest factor	3:1			
Frequency	50/60 Hz			
Frequency stability	±0,1 Hz			
Inverter waveform	Sinewave			
Overload capability	105-110% for hour, 111-125% per 10 minutes ,126-150% per 1 minute, >150% for 200 ms			
Efficiency	94%, calculated in double conversion mode at 100% load according to standard 62040-3			
Transfer time	0 ms (On-Line)			
Battery (fitted inside the external Battery Box)				
Type	Lead acid, sealed, maintenance free			
External Battery Box	See page Battery Box			
Environmental specification				
Working temperature	From 0 to 55 °C (recommended from 20 to 25 °C)			
Humidity	< 95% without condensation			
Maximum altitude	3000 m			
IP protection	IP20			
Certifications	CE (Standards: Low Voltage Directive IEC EN 62040-1; EMC Directive IEC EN 62040-2; classification IEC EN 62040-3)			

© 2020 Tecnoware Power Systems. The technical data may change without prior notice.

Accessories

Model	Code
Parallel Kit for Evo Dsp Plus TT 100-200 KVA	FGCKITPAREVDP9
Internal SNMP interface	FGCNETAG7
MODBUS RS485 interface	FGCMODBUS
Dry Contact DB9 interface	FGCEVODSDRY3
Dry Contact 9 PIN interface	FGCEVODSDRY4
Three-phase isolating transformer 100 KVA star/star	FGCIT100KSST
Three-phase isolating transformer 100 KVA delta/star	FGCIT100KTST

Model	Code
Three-phase isolating transformer 120 KVA star/star	FGCIT120KSST
Three-phase isolating transformer 120 KVA delta/star	FGCIT120KTST
Three-phase isolating transformer 160 KVA star/star	FGCIT160KSST
Three-phase isolating transformer 160 KVA delta/star	FGCIT160KTST
Three-phase isolating transformer 200 KVA star/star	FGCIT200KSST
Three-phase isolating transformer 200 KVA delta/star	FGCIT200KTST

High Italian Quality

TECNOManager UPS Management Software

TECNOWARE®

RoHS COMPLIANT CE

UPS EVO DSP PLUS TT PF 0,9

BATTERY BOX

Main Specifications

- Front door for access to battery compartments
- Removable side panels
- Isolator fuse protecting the battery circuit
- Easy maintenance

Specifications

Model	BATTERY BOX FOR EVO DSP PLUS TT 100.0-120.0-160.0-200.0 PF 0,9										
Code	FBBEP384B/00	FBBEP384B/40	FBBEP384C/00	FBBEP384C/65	FBBEP384C/80	FBBEP384D/00	FBBEP384D/100	FBBEP384D/120	FBBEP384E/00	FBBEP384E/140	FBBEP384E/200
Dimension (Box) WxHxD	61 x 140 x 68 cm		81 x 140 x 88 cm			81 x 190 x 98 cm			121 x 190 x 98 cm		
Dimension (with packing) WxHxD	74 x 162,5 x 84,5 cm		94 x 162,5 x 104,5 cm			94 x 212,5 x 114,5 cm			134x 212,5 x 114,5 cm		
Weight	150 Kg	770 kg	205 kg	820 kg	950 kg	285 Kg	1.250 kg	1.260 kg	359 Kg	1.670 kg	2.240 kg
Equipped with	Battery cable to connect UPS to Battery Box										
Battery											
Type	Lead acid, sealed, maintenance free										
Protection											
Battery circuit	Disconnector										
Environmental specification											
Working temperature	From 0 to 55 °C (recommended from 20 to 25 °C)										
Humidity	< 95% without condensation										
Maximum altitude	3000 m										
IP protection	IP20										
Certifications	CE										

© 2020 Tecnoware Power Systems. The technical data may change without prior notice.

AUTOMATIC TRANSFER SWITCH
16A-30A

1 Input switch 2 Fuse breaker 3 USB Port 4 RS-232 Port 5 Source preference selector 6 Priority setting LED 7 Input source availability LED
8 Output source LED 9 Fault LED 10 Mute button 11 Slot for interface SNMP 12 Status Contact port 13 Output sockets (IEC 320 C13) 14 Output sockets (IEC 320 C19)
15 Input connectors (IEC 16A) 16 Input Terminal Block 17 Output Terminal Block

Main Specifications

- Powered by two separately independent power sources
- Dual power supply for redundancy
- Preferred source selection on front panel
- 19" rack design (1U)
- USB and RS232 communications ports
- UPS Management Software ATS Monitor compatible with Windows

Specifications

ATS Model	AUTOMATIC TRANSFER SWITCH 16A	AUTOMATIC TRANSFER SWITCH 30A
Code	FGCATS1601MM	FGCATS3001MM
Dimension (WxHxD)	48,3 (19'') x 4,4 (1U) x 33 cm	
Weight	5 Kg	6 Kg
Communication port	USB/RS-232	
Input		
Input Voltage	230 Vac	
Input Voltage range	180 Vac - 258 Vac	
Nominal frequency	50/60 Hz	
Maximum Input Current	16A	30A
Input connectors	2 x IEC 320 C20	2 x Terminal Block
Output		
Nominal voltage	230 Vac	
Maximum Output Current	10 A for IEC 320 C13 - 16 A for IEC 320 C19	30 A for Terminal Block - 10 A for IEC 320 C13 - 16 A for IEC 320 C19
Output connectors	8 x IEC 320 C13 - 1 x IEC 320 C19	1 x Terminal Block - 4 x IEC 320 C13 - 1 x IEC 320 C19
Transfer time	9-12 ms (typical), 16 ms max	
Environmental specification		
Working temperature	From -5 to 45 °C	
Humidity	< 95% without condensation	

© 2020 Tecnoware Power Systems. The technical data may change without prior notice.

Accessories

Model	Code
Internal SNMP for ATS	FGCNETAG9

High Italian Quality

ATS Monitor
ATS Management Software

TECNOWARE®

RoHS COMPLIANT CE

NEW

POWER BATTERY

12V 5AH-7.2AH-9AH-11AH

Power Battery 12V 5Ah

Power Battery 12V 7.2Ah

Power Battery 12V 9Ah

Power Battery 12V 11Ah

SINGLE PACKAGING

Main Specifications

- UPS, emergency power systems, data processing centers, alarm and security systems
- Sealed lead acid batteries
- No maintenance
- 12Vdc monoblock
- Batteries designed for regular, long and deep, discharge
- High cyclical performance
- Easy installation
- No hazardous for transport by road/rail/sea/air
- Individually packaged

Specifications

Model	Power Battery 12V 5Ah-7.2Ah-9Ah-11Ah			
Code	EACPE12V05ATWB	EACPE12V7A2TWB	EACPE12V09ATWB	EACPE12V11ATWB
Box	Single Box			
Nominal voltage	12Vdc			
Capacity	5Ah	7.2Ah	9Ah	11Ah
Dimension WxHxD	90 x 101 x 70 cm	151x 94 x 65 cm		
Weight	1,65 Kg	2,22 Kg	2,65 Kg	2,83 Kg
Terminal type	Faston 6,35mm	Faston 6,35mm	Faston 6,35mm	Faston 6,35mm
Internal resistance	Approx 26 mΩ full charge	Approx 28 mΩ full charge	Approx 19 mΩ full charge	Approx 12,5 mΩ full charge
Container material	ABS			
Electrical Specifications				
Stand-by voltage	13,50-13,80Vdc a 25°C			
Cycle voltage	14,4-15,0Vdc a 25°C			
Initial current charging	1,25A Max	1,8A Max	2,7A Max	2,9A Max
Maximum charging current	1,5A Max		2,6A Max	2,8A Max
Charging time	6-8 hours			
Maximum discharge current	75A (5s)	105A (5s)	135A (5s)	140A (5s)
Environmental specification				
Working temperature	Discharge: from -15 to 50°C, Charge: from 0 to 40°C, Storage: from -15 to 40°C			
Nominal working temperature	25±3°C			
Capacity affected by temperature	40°C: 103%, 25°C: 100%, 0°C: 86%			

© 2020 Tecnoware Power Systems. The technical data may change without prior notice.

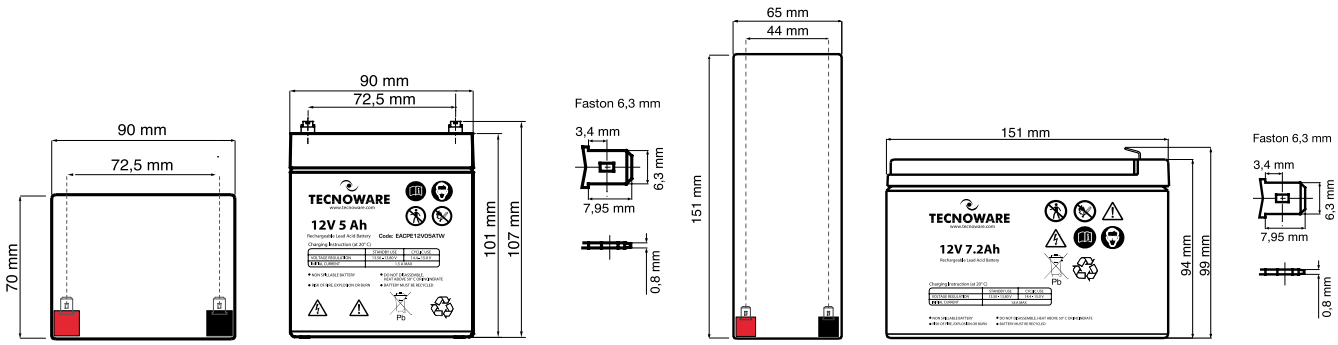

Power Battery 12V 5Ah

Power Battery 12V 7.2Ah

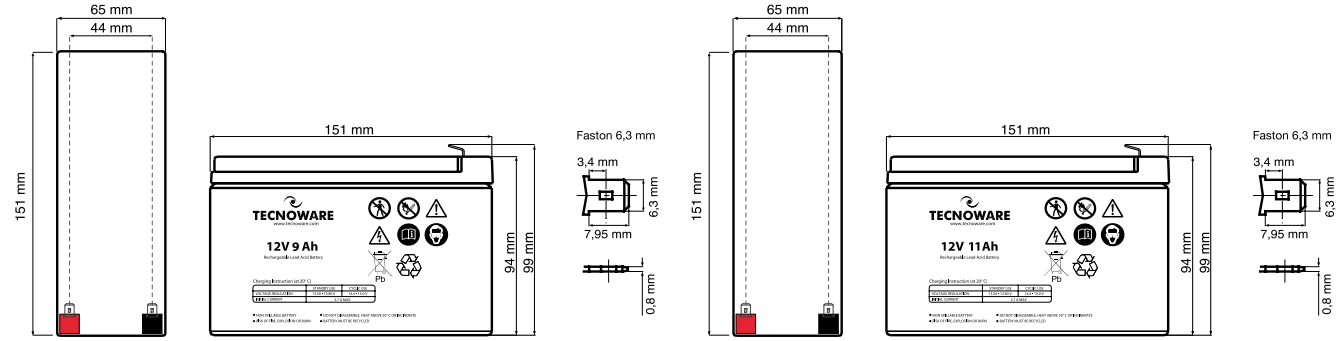

Power Battery 12V 9Ah

Power Battery 12V 11A

High Italian Quality

TECNOWARE®

RoHS COMPLIANT CE

SOFTWARE AND COMUNICATION INTERFACES

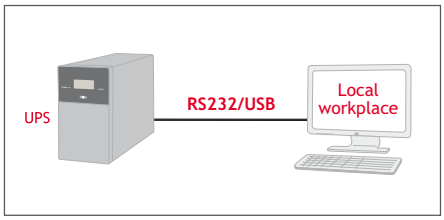

The comunication software is downloadable free from **www.tecnoware.com**. Installing it on your computer can be controlled in real time, through the RS232 serial port or USB, the status of the power supply, the operation of the UPS, the charge level and the efficiency of the batteries.
In the event of anomalies in the power supply, the software will automatically proceed to save all the open files and will then close down the operating system and switch off the computer in an ordered manner, before the autonomy runtime of the UPS expires.
In addition, the software monitors, analyses and records a vast range of parameters related to the operation of the UPS. It visualises in real time, in the form of a graph, the input/output voltage, frequency and charge connected to the UPS, the working temperature and the charge level of the batteries.

TecnoManager for Windows

Measures parameters

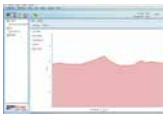
Graphics

Main window

TecnoManager for Mac OS X

Measures parameters

Graphics

Main window

Software Compatibility

	TecnoManager[1]	ATS Monitor[2]
Era Plus 650-2.600	•	
Era Plus Strip 800-1.500	•	
Era LCD RM 850-1.100	•	
Exa PLUS 1.000-2.000	•	
Evo DSP Plus RT 1.200-3.600	•	
Evo DSP Plus 6-10	•	
Evo DSP Plus RM 6-10	•	
Evo DSP Plus Modular 20-300	•	
Evo DSP Plus TM/TT 10-200	•	
ATS		•

1) Compatible with Windows, Mac OS X, Unix, Linux, etc
2) Compatible with Windows

SNMP Interface

(connection through RJ45 LAN network)

The SNMP (Simple Network Management Protocol) interface enables connection and configuration of the UPS in a LAN computer network. Each SNMP interface provides the necessary software for the monitoring and management of the UPS via LAN, compatible with most Operating Systems.

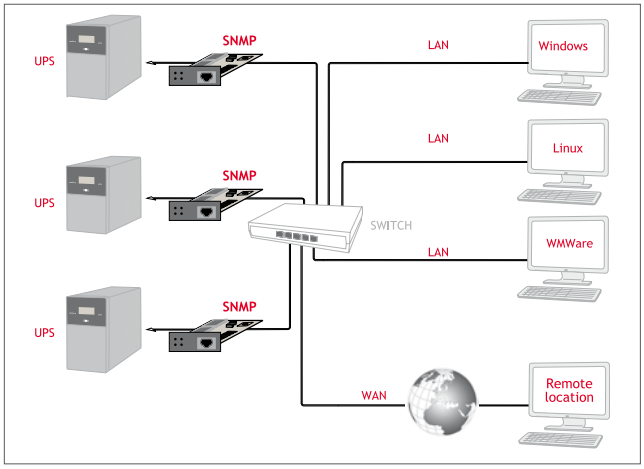

SNMP Interface Compatibility

	FGCNETAG7	FGCNETAG9
Evo DSP Plus RT 1.200-3.600	•	
Evo DSP Plus 6-10	•	
Evo DSP Plus RM 6-10	•	
Evo DSP Plus Modular 20-300	•	
Evo DSP Plus TM/TT 10-200	•	
ATS		•

IP configuration

Main window

NetAgent Web Manager

High Italian Quality

TECNOWARE®

SOFTWARE AND COMUNICATION INTERFACES

Dry Contact board (Dry Contact)

Dry Contact board provides a set of relay contacts (Dry Contacts) able to identify UPS alarm status as battery mode, discharged battery, active bypass or general alarm. It can be used to interface with the systems that manage industrial processes.

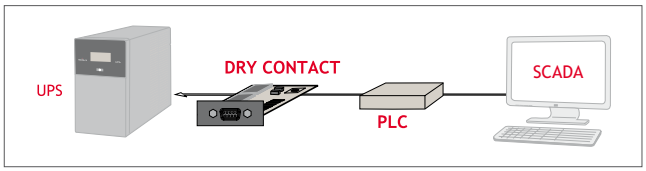

Dry Contact Interface Compatibility

	FGCEVODSDRY3	FGCEVODSDRY4	DI SERIE
Evo DSP Plus RT 1.200-3.600	•	•	
Evo DSP Plus 6-10	•	•	
Evo DSP RM 6-10	•	•	
Evo DSP Plus Modular 20-300	•	•	
Evo DSP Plus TM/TT 10-200	•	•	
ATS			•

MODBUS RS485 board

The MODBUS RS485 interface allows UPS and PC connection trough MODBUS protocol. It has MODBUS RTU protocol, includes reading and writing registers and provides the RS485/RS232 interface.

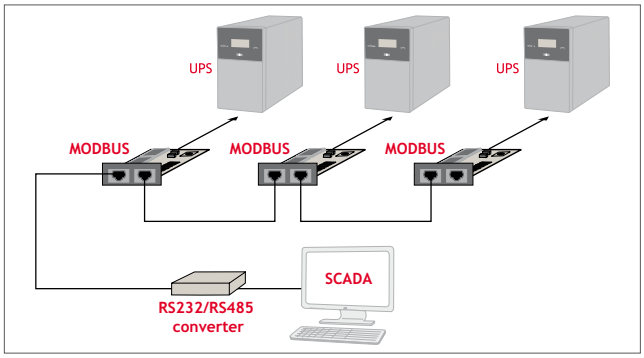

MODBUS RS485 Interface Compatibility

	FGCMODBUS
Evo DSP Plus RT 1.200-3.600	•
Evo DSP Plus 6-10	•
Evo DSP Plus RM 6-10	•
Evo DSP Plus Modular 20-300	•
Evo DSP Plus TM/TT 10-200	•

MODBUS Manager

ELECTRONIC SINGLE-PHASE STABILIZERS
1.2-12

Single-Phase from 1.2KVA to 6KVA

Single-Phase from 1.2KVA to 2.5KVA

Single-Phase from 3.5KVA to 6KVA

Single-Phase from 9KVA to 12KVA

1 Input voltage switch 2 Output socket 3 Power cable 4 Input/output terminal box 5 Bypass switch

Main Specifications

- Domestic users, Lighting Systems, Industrial Processes, Communications, Electromedical equipment
- High stabilization speed
- High Efficiency
- No brownouts stabilization
- Do not introduce harmonic distortion
- Management changes from 0 to 100% load

Specifications

Model	ELECTRONIC SINGLE-PHASE STABILIZERS 1.2-12					
Code	**FSTEL1K2M**	**FSTEL2K5M**	**FSTEL3K5M**	**FSTEL6KM**	**FSTEL9KM**	**FSTEL12KM**
Nominal Power	1.2 KVA	2.5 KVA	3.5 KVA	6 KVA	9 KVA	12 KVA
Active Power	1 KW	2 KW	2.8 KW	4.8 KW	7.2 KW	9.6 KW
Power Factor	0,8					
Technology	Electronic stabilization					
Dimension WxHxD	26x20,5x38 cm		26x20,5x43,5 cm		33x51,2x40 cm	
Dimension (with packing) WxHxD	38x30x54 cm				39x75x47 cm	
Weight	12 Kg	18 Kg	20 Kg	26 Kg	39 Kg	50 Kg
Input						
Number of phases	1Ph+N					
Nominal voltage	230Vac					
Input voltage range	145Vac-280Vac					
Nominal frequency	50/60 Hz					
Output						
Number of phases	1Ph+N					
Nominal voltage	230Vac					
Voltage regulation	±3%					
Nominal frequency	50/60 Hz					
Environmental specification						
Working temperature	From 0 to 55 °C					
Humidity	< 95% without condensation					
Maximum altitude	3000 m					
IP protection	IP20					
Certifications	CE					

© 2020 Tecnoware Power Systems. The technical data may change without prior notice.

ELECTRONIC THREE-PHASE STABILIZERS 9-100

Three-Phase from 3.5KVA to 35KVA

Three-Phase from 50KVA to 120KVA

1 Input voltage switch 2 Bypass switch 3 Input/output terminal box

Main Specifications

- Domestic users, Lighting Systems, Industrial Processes, Communications, Electromedical equipment
- High stabilization speed
- High Efficiency
- No brownouts stabilization
- Do not introduce harmonic distortion
- Management changes from 0 to 100% load

Specifications

Model	ELECTRONIC THREE-PHASE STABILIZERS 9-100				
Code	**FSTEL9KT**	**FSTEL25KT**	**FSTEL35KT**	**FSTEL75KT**	**FSTEL100KT**
Nominal Power	9 KVA	25 KVA	35 KVA	75 KVA	100 KVA
Active Power	7.2 KW	20 KW	28 KW	60 KW	80 KW
Power Factor	0,8				
Technology	Electronic stabilization				
Dimension WxHxD	33x70,5x52,5 cm	36,6x81,2x58 cm		54x111x72 cm	
Dimension (with packing) WxHxD	43x91x60 cm	43x102x64 cm		61x125x79 cm	
Weight	59 Kg	103 Kg	141 Kg	225 Kg	246 Kg
Input					
Number of phases	3Ph+N				
Nominal voltage	400Vac				
Input voltage range	251Vac-480Vac			280Vac-480Vac	
Nominal frequency	50/60 Hz				
Output					
Number of phases	3Ph+N				
Nominal voltage	400Vac				
Voltage regulation	±3%				
Nominal frequency	50/60 Hz				
Environmental specification					
Working temperature	From 0 to 55 °C				
Humidity	< 95% without condensation				
Maximum altitude	3000 m				
IP protection	IP20				
Certifications	CE				

© 2020 Tecnoware Power Systems. The technical data may change without prior notice.

STABILIZER POWER REG 1.000

Stabilizer Power REG 1.000 VA

1 On/Off switch 2 Led AVR/Power 3 AC input cable 4 Input fuse 5 Stabilized output socket 6 RJ11 port

Main Specifications

- Domestic users, Lighting Systems, Industrial Processes, Communications, Electromedical equipment
- High stabilization speed
- High Efficiency
- No brownouts stabilization
- Do not introduce harmonic distortion
- Management changes from 0 to 100% load

Specifications

Model	STABILIZER POWER REG 1.000
Code	**FSTELPRE1000M**
Nominal Power	1.000 VA
Active Power	800 W
Power Factor	0,8
Technology	Electronic stabilization
Telephone / Modem Line Protection	RJ11
Dimension WxHxD	16,1x8,6x16,6 cm
Dimension (with packing) WxHxD	19,1x11,9x23,1 cm
Weight	2 Kg
Input	
Number of phases	1Ph+N
Nominal voltage	230Vac
Input voltage range	180Vac-264 Vac
Nominal frequency	50 Hz
Output	
Number of phases	1Ph+N
Nominal voltage	230Vac
Voltage regulation	±6%
Nominal frequency	50 Hz
Environmental specification	
Working temperature	From 0 to 55 °C
Humidity	< 95% without condensation
Maximum altitude	3000 m
IP protection	IP20
Certifications	CE

© 2020 Tecnoware Power Systems. The technical data may change without prior notice.

STABILIZER POWER REG 2.000-3.000

Stabilizer Power REG 2.000 VA

Stabilizer Power REG 3.000 VA

1 On/Off switch 2 Input Voltage Display 3 Output Voltage Display 4 Start Up Delay time selector stabilization function: Delay 3 minutes, Undelay 10 seconds
5 Input Voltage range selector 6 Led Power - AVR - Overvoltage/undervoltage 7 AC input cable 8 Stabilized output socket 9 Input socket

Main Specifications

- Domestic users, Lighting Systems, Industrial Processes, Communications, Electromedical equipment
- High stabilization speed
- High Efficiency
- No brownouts stabilization
- Do not introduce harmonic distortion
- Management changes from 0 to 100% load

Specifications

Model	STABILIZER POWER REG 2.000-3.000	
Code	**FSTELPRE2000M**	**FSTELPRE3000M**
Nominal Power	2.000 VA	3.000 VA
Active Power	1.600 W	2.400 W
Power Factor	0,8	
Technology	Electronic stabilization	
Start Up Delay time selector stabilization function	Selectable 3 minutes-10 seconds	
Dimension WxHxD	13x18x24 cm	15x20x30 cm
Dimension (with packing) WxHxD	19x24x39 cm	23x27x33 cm
Weight	6,6Kg	8,6 Kg
Input		
Number of phases	1Ph+N	
Nominal voltage	230Vac	
Input voltage range	110Vac-280Vac o 150Vac-270Vac (selectable)	
Nominal frequency	50/60 Hz	
Output		
Number of phases	1Ph+N	
Nominal voltage	230Vac	
Voltage regulation	±6%	
Nominal frequency	50/60 Hz	
Environmental specification		
Working temperature	From 0 to 55 °C	
Humidity	< 95% without condensation	
Maximum altitude	3000 m	
IP protection	IP20	
Certifications	CE	

© 2020 Tecnoware Power Systems. The technical data may change without prior notice.

GASOLINE GENERATOR
3.200-4.200-7.800-9.200

EURO 5 GASOLINE ENGINE

AVR
AUTOMATIC VOLTAGE REGULATOR

Gasoline Generator 3.200 VA Recoil Starting System

Gasoline Generator 4.200 VA Electrical Starting System

Gasoline Generator 7.800 VA Electrical Starting System

Gasoline Generator 9.200 VA Electrical/Automatic Starting System

Main Specifications

- OHV 4-stroke engine
- Metal fuel tank for 10 hours at 50% load
- Low oil alert
- AVR and overload protection
- Ready for External Automatic Transfer Switch (only Gasoline Generator 9.200 VA)
- Battery Charger (only for electrical model)
- Dual AC and DC 12V output
- Low operation noise

H-Greengine
Hi-Power engine with a low consumption

Specifications

Model	GASOLINE GENERATOR 3.200-4.200-7.800-9.200			
Code	**FGE3200M**	**FGE4200E**	**FGE7800E**	**FGE9200EA**
Starting System	Manual	Electrical		
Max reactive power	3.200 VA	4.200 VA	7.800 VA	9.200 VA
Max active power	2.200 W	3.000 W	5.500 W	6.500 W
Power factor	0,7			
Rated power	2.000 W	2.800 W	5.000 W	6.000 W
Phase	Single Phase			
Voltage regulator	AVR			
Rated voltage	230 Vac			
Rated frequency	50 Hz			
DC output	12Vdc - 8,3A			
AC output sockets	2 Schuko 16A		2 IEC 309 16A	1 IEC 309 32A
Ready for external ATS (Automatic Transfer Switch)	-			Yes - Code FGEATS9200 (optional)
Insulated grade	F			
Fuel tank capacity	15L		25L	
Fuel	Unleaded gasoline			
Noise level at 7 m	68-72 dBA		74-78 dBA	
Hand rails and wheels	-		Incluse	
Weight	41,5 Kg	48 Kg	82 Kg	85 Kg
Dimension WxHxD	43x42x63 cm		52,5x54,5x69,5 cm	
Dimension (with packing) WxHxD	44x44x64 cm		53,5x56,5x70,5 cm	
Certifications	CE			
Engine				
Model	TW168F	TW170F	TW188F	TW190F
Type	Single-cylinder forcedair-cooled OHV 4-stroke			
Displacement	196 cc	210 cc	389 cc	420 cc
Power	6,5 HP	7 HP	13 HP	15 HP
Rated speed	3000 RPM			
Ignition system	TCI (transistor ignition)			
Lubrification oil **(not included)**	0,6 L SAE 10W-30		1,1 L SAE 10W-30	
Air filter type	Dry			
Starter battery	-	12V 7,2 Ah	12V 17 Ah	
European emission standards	Euro 5			

© 2020 Tecnoware Power Systems. The technical data may change without prior notice.

Accessories

Model	Code
ATS (Automatic Transfer Switch) external for Generator FGE9200EA	FGEATS9200

High Italian Quality

TECNOWARE®

RoHS COMPLIANT CE

GASOLINE GENERATOR ATS
45A

Gasoline Generator ATS checks the AC mains and charges the Generator battery. In the event of a blackout, it automatically starts the Generator engine and supplies the load with Generator power. When the AC mains returns it supplies the load with AC mains, charges the Generator battery and shutdown (with delay) the Generator engine.

1 AC mains indicator 2 Generator ON indicator 3 Automatic Starting System active indicator 4 Failure indicator 5 Manual/Automatic Starting System selector
6 Generator Interface connector 7 Terminal Block for AC Power from Generator 8 Terminal Block for AC Power from AC mains
9 Terminal Block for AC Power to load 10 Metal hooks for wall mounting

Main Specifications

- Metal case with hooks for wall mounting
- Metal door with key for Terminal Block access
- Generator Automatic Starting System
- Battery charger for Generator battery
- Selector for Manual/Automatic Starting
- 2m ATS/Generator connecting cable

Specifications

ATS Model	GASOLINE GENERATOR ATS 45A
Code	FGEATS9200
Dimension (WxHxD)	25x32x14 cm
Weight	4 Kg
Communication interface	Interface connector with Generator (2m cable, included)
Nominal Voltage	230 Vac
Nominal frequency	50 Hz
Maximum Current	45A
Input/Output connection	Terminal Block
Environmental specification	
Working temperature	From -5 to 45 °C
Humidity	< 95% without condensation

© 2020 Tecnoware Power Systems. The technical data may change without prior notice.

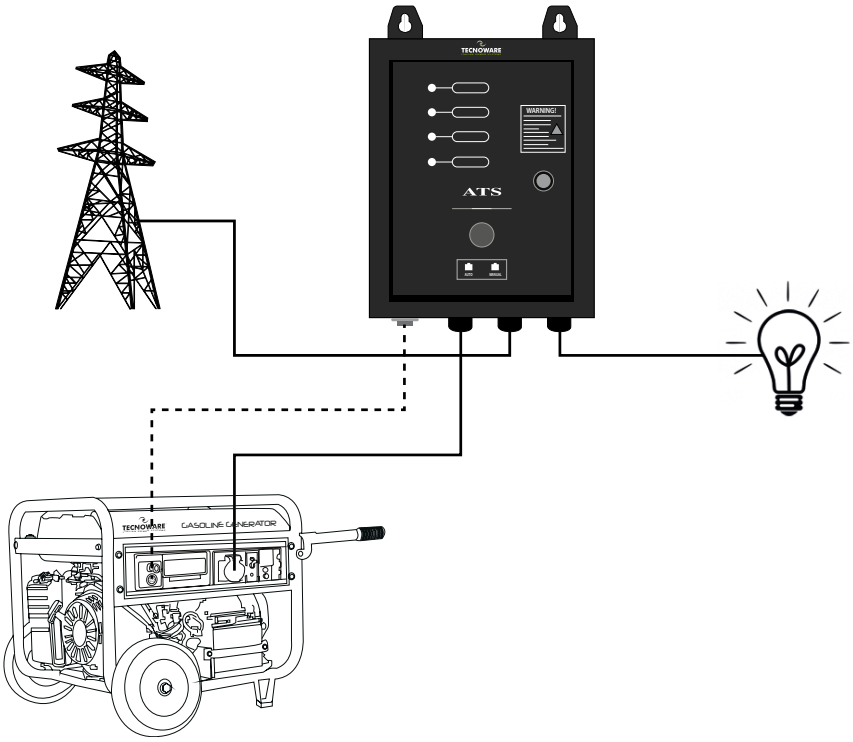

High Italian Quality

TECNOWARE®

RoHS COMPLIANT CE

NOVITÁ

CORPORATE SITE

WWW.TECNOWARE.COM

User Experience 4.0

Our Solutions

To allow easy and intuitive navigation, select the macro area of your interest and browse among the products that best suit your needs.

Smart Office

Home

Gaming

Available in 10 languages, geolocation system and customer/user recognition, personalized browsing experience, dedicated commercial offer.

- E-Commerce User Oriented
- Product Registration Area
- RMA Management Area
- Product Catalog with detailed technical data sheets
- Tecnoware software download area

Together on

A page dedicated to the Together On project.
Eco-friendly initiatives, virtuous information and collaboration models
linked to the 100% Eco Friendly Tecnoware philosophy, to be shared with our Partners.

www.tecnoware.com/togetheron

TECNOWARE

FPUCATTW20AEN

TECNOWARE®
ITALIAN POWER SYSTEMS

Via Montetrini 2/E 50065 Molino del Piano - Firenze - Italy
www.tecnoware.com